

Anti-CD41 ITGA2B Rabbit Monoclonal Antibody

Catalog Number: M01102

About ITGA2B

Activated by icilin, eucalyptol, menthol, cold and modulation of intracellular pH. Involved in menthol sensation. Permeable for monovalent cations sodium, potassium, and cesium and divalent cation calcium.

Overview

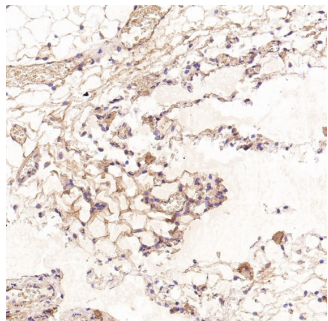
Product Name	Anti-CD41 ITGA2B Rabbit Monoclonal Antibody
Reactive Species	Human
Description	Boster Bio Anti-CD41 ITGA2B Rabbit Monoclonal Antibody catalog # M01102. Tested in WB, IHC applications. This antibody reacts with Human.
Application	IHC, WB
Clonality	Monoclonal AAGH-9
Formulation	Rabbit IgG in phosphate buffered saline, pH 7.4, 150mM NaCl, 0.02% sodium azide and 50% glycerol, 0.4-0.5mg/ml BSA.
Storage Instructions	Store at -20°C for one year. For short term storage and frequent use, store at 4°C for up to one month. Avoid repeated freeze-thaw cycles.
Host	Rabbit
Uniprot ID	P08514

Technical Details


Immunogen	A synthesized peptide derived from human CD41
Isotype	Rabbit IgG
Form	Liquid
Concentration	Actual concentration vary by lot. Use suggested dilution ratio to decide dilution procedure.
Purification	Affinity-chromatography
Suggested Dilutions	Dilute the sample so that the expected range of concentrations fall within the detection range of this kit. If the expected range of concentration is unknown, a pilot test should be conducted to decide the optimal dilution ratio for your samples. Some PubMed article(s) citing the expression level of this target are as follows: Boster Bio's internal QC testing used: WB 1:500-1:1000

	IHC 1:50-1:200
--	----------------

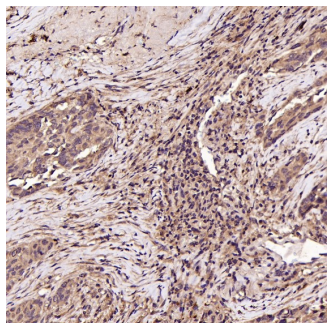
Anti-CD41 ITGA2B Rabbit Monoclonal Antibody (M01102) Images



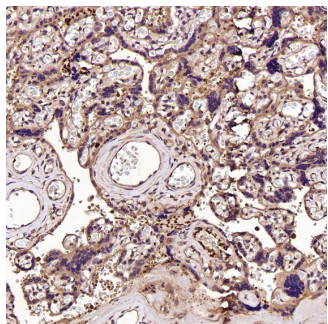
Immunohistochemical analysis of paraffin-embedded Rat pancreas, using the Antibody at 1:50 dilution.



Western blot analysis of CD41 expression in human fetal liver lysate.



Immunohistochemical analysis of paraffin-embedded Human squamous carcinoma, using the Antibody at 1:50 dilution.



Immunohistochemical analysis of paraffin-embedded Human placenta, using the Antibody at 1:50 dilution.

1 Publications Citing This Product

1. PubMed ID: 28939876, Thrombopoietic stimulating activity of rhTyrRS (Y341A)

Visit [bosterbio.com/anti-cd41-rabbit-monoclonal-antibody-m01102-boster.html](https://www.bosterbio.com/anti-cd41-rabbit-monoclonal-antibody-m01102-boster.html) to see all 1 publications.

Submit a product review to Biocompare.com

Submit a review of this product to Biocompare.com to receive a \$20 Amazon.com giftcard! Your reviews help your fellow scientists make the right decisions. Thank you for your contribution.



Anti-CD41 ITGA2B Rabbit Monoclonal Antibody