

## Anti-Hsp90 beta HSP90AB1 Rabbit Monoclonal Antibody

Catalog Number: M01692-1

### About HSP90AB1

Furin is likely to represent the ubiquitous endoprotease activity within constitutive secretory pathways and capable of cleavage at the RX (K/R) R consensus motif.

### Overview

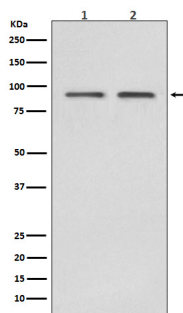
Product Name	Anti-Hsp90 beta HSP90AB1 Rabbit Monoclonal Antibody
Reactive Species	Human, Mouse, Rat
Description	Boster Bio Anti-Hsp90 beta HSP90AB1 Rabbit Monoclonal Antibody catalog # M01692-1. Tested in WB, IHC, ICC/IF, IP, Flow Cytometry applications. This antibody reacts with Human, Mouse, Rat.
Application	Flow Cytometry, IP, IF, IHC, ICC, WB
Clonality	Monoclonal BAA-8
Formulation	Rabbit IgG in phosphate buffered saline, pH 7.4, 150mM NaCl, 0.02% sodium azide and 50% glycerol, 0.4-0.5mg/ml BSA.
Storage Instructions	Store at -20°C for one year. For short term storage and frequent use, store at 4°C for up to one month. Avoid repeated freeze-thaw cycles.
Host	Rabbit
Uniprot ID	P08238

### Technical Details

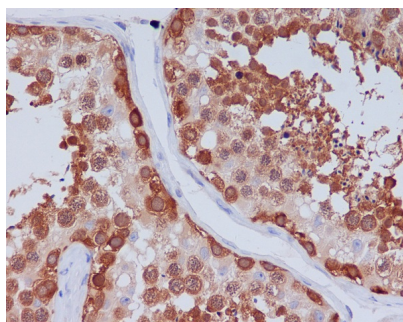
Immunogen	A synthesized peptide derived from human Hsp90 beta
Isotype	Rabbit IgG
Form	Liquid
Concentration	Actual concentration vary by lot. Use suggested dilution ratio to decide dilution procedure.
Purification	Affinity-chromatography
Suggested Dilutions	Dilute the sample so that the expected range of concentrations fall within the detection range of this kit. If the expected range of concentration is unknown, a pilot test should be conducted to decide the optimal dilution ratio for your samples. Some PubMed article(s) citing the expression level of this target are as follows: Boster Bio's internal QC testing used: WB 1:500-1:2000

	IHC 1:50-1:200 ICC/IF 1:50-1:200 IP 1:50 FC 1:50
--	---

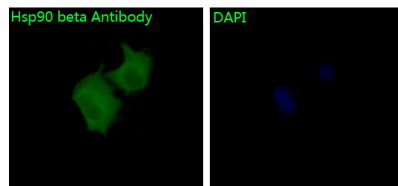
## Anti-Hsp90 beta HSP90AB1 Rabbit Monoclonal Antibody (M01692-1) Images



Western blot analysis of Hsp90 beta expression in (1) HeLa cell lysate; (2) Jurkat cell lysate.



Immunohistochemical analysis of paraffin-embedded human testis, using Hsp90 beta Antibody.



Immunofluorescent analysis of HeLa cells, using Hsp90 beta Antibody .

### Submit a product review to Biocompare.com

Submit a review of this product to Biocompare.com to receive a \$20 Amazon.com giftcard! Your reviews help your fellow scientists make the right decisions. Thank you for your contribution.



Anti-Hsp90 beta HSP90AB1 Rabbit Monoclonal Antibody