

## Anti-C1s Reference Antibody (sutimlimab)

Catalog Number: M02057-4

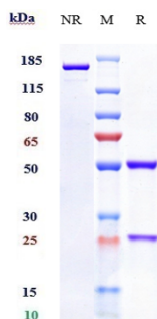
### Overview

Product Name	Anti-C1s Reference Antibody (sutimlimab)
Reactive Species	Human
Description	Boster Bio Anti-C1s Reference Antibody (sutimlimab) (Catalog # M02057-4). Tested in Flow Cytometry, ELISA, FTA. This antibody reacts with Human. Endotoxin: < 0.675EU/ug,determined by LAL method. Expression system: CHO Cell
Application	ELISA, Flow Cytometry, Functional Assay, Kinetics
Clonality	Monoclonal
Formulation	Purified monoclonal antibody supplied in PBS, pH6.0, without preservative.This antibody is purified through a protein A column.
Storage Instructions	Maintain refrigerated at 2-8°C for up to 2 weeks. For long-term storage, aliquot and store at -20°C to avoid repeated freeze-thaw cycles.
Uniprot ID	P09871

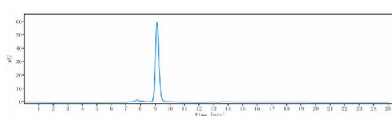
### Technical Details

Isotype	IgG4SP
Form	Liquid
Concentration	1mg/ml

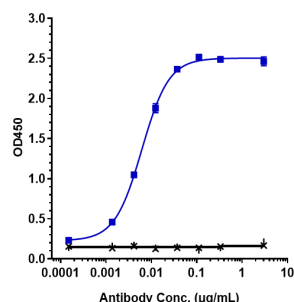
## Anti-C1s Reference Antibody (sutimlimab) (M02057-4) Images



Anti-C1s Reference Antibody (sutimlimab) on SDS-PAGE under reducing (R) condition. The gel was stained with Coomassie Blue. The purity of the protein is greater than 95%



The purity of Anti-C1s Reference Antibody (sutimlimab) is more than 96.87%



Immobilized human C1s His at 2 μg/mL can bind Anti-C1s Reference Antibody (sutimlimab)

## Submit a product review to Biocompare.com

Submit a review of this product to Biocompare.com to receive a \$20 Amazon.com giftcard! Your reviews help your fellow scientists make the right decisions. Thank you for your contribution.



Anti-C1s Reference Antibody (sutimlimab)