

Anti-Mitofusin 1 (MFN1) Mouse Monoclonal Antibody [Clone ID: OTI4D11]

Catalog Number: M02172-2


Overview

Product Name	Anti-Mitofusin 1 (MFN1) Mouse Monoclonal Antibody [Clone ID: OTI4D11]
Reactive Species	Human, Mouse, Rat
Description	Boster Bio MFN1 mouse monoclonal antibody, clone OTI4D11. Catalog# M02172-2. Tested in IHC, WB. This antibody reacts with Human, Mouse, Rat.
Application	IHC, WB
Clonality	Monoclonal OTI4D11
Formulation	PBS (PH 7.3) containing 1% BSA, 50% glycerol and 0.02% sodium azide.
Storage Instructions	Store at -20°C as received.
Host	Mouse
Uniprot ID	Q8IWA4

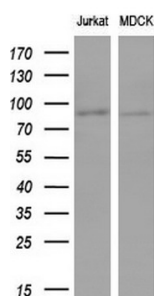
Technical Details

Immunogen	Human recombinant protein fragment corresponding to amino acids 209-469 of human MFN1 (NP_284941) produced in E.coli.
Isotype	IgG1
Concentration	1 mg/ml
Purification	Purified from mouse ascites fluids or tissue culture supernatant by affinity chromatography (protein A/G)
Suggested Dilutions	Dilute the sample so that the expected range of concentrations fall within the detection range of this kit. If the expected range of concentration is unknown, a pilot test should be conducted to decide the optimal dilution ratio for your samples. Some PubMed article(s) citing the expression level of this target are as follows:

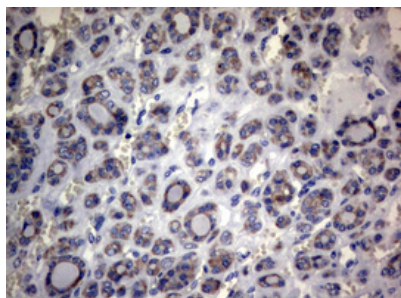
Anti-Mitofusin 1 (MFN1) Mouse Monoclonal Antibody [Clone ID: OTI4D11] (M02172-2) Images



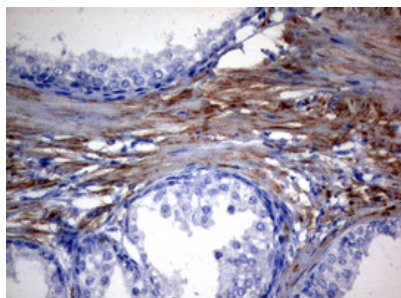
HEK293T cells were transfected with the pCMV6-ENTRY control (Left lane) or pCMV6-ENTRY MFN1 (Right lane) cDNA for 48 hrs and lysed. Equivalent amounts of cell lysates (5 ug per lane) were separated by SDS-PAGE and immunoblotted with anti-MFN1.



Western blot analysis of extracts (10ug) from 2 different cell lines by using anti-MFN1 monoclonal antibody (1:200).



Immunohistochemical staining of paraffin-embedded Carcinoma of Human thyroid tissue using anti-MFN1 mouse monoclonal antibody. (Heat-induced epitope retrieval by 10mM citric buffer)



Immunohistochemical staining of paraffin-embedded Human prostate tissue within the normal limits using anti-MFN1 mouse monoclonal antibody. (Heat-induced epitope retrieval by 10mM citric buffer)

Submit a product review to Biocompare.com

Submit a review of this product to Biocompare.com to receive a \$20 Amazon.com giftcard! Your reviews help your fellow scientists make the right decisions. Thank you for your contribution.



Anti-Mitofusin 1 (MFN1) Mouse Monoclonal Antibody [Clone ID: OTI4D11]