

Anti-TNFRSF13C / BAFFR / CD268 Reference Antibody (ianalumab)

Catalog Number: M02865-1

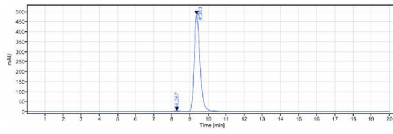
Overview

Product Name	Anti-TNFRSF13C / BAFFR / CD268 Reference Antibody (ianalumab)
Reactive Species	Cynomolgus monkey, Human
Description	Boster Bio Anti-TNFRSF13C / BAFFR / CD268 Reference Antibody (ianalumab) (Catalog # M02865-1). Tested in Flow Cytometry, ELISA, FTA. This antibody reacts with Cynomolgus monkey, Human. Endotoxin: < 0.754EU/ug,determined by LAL method. Expression system: CHO Cell
Application	ELISA, Flow Cytometry, Functional Assay, Kinetics
Clonality	Monoclonal
Formulation	Purified monoclonal antibody supplied in PBS, pH6.0, without preservative.This antibody is purified through a protein A column.
Storage Instructions	Maintain refrigerated at 2-8°C for up to 2 weeks. For long-term storage, aliquot and store at -20°C to avoid repeated freeze-thaw cycles.
Uniprot ID	Q96RJ3

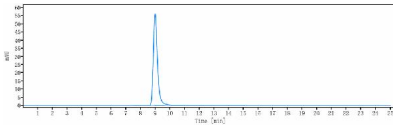
Technical Details

Isotype	IgG1
Form	Liquid
Concentration	1mg/ml

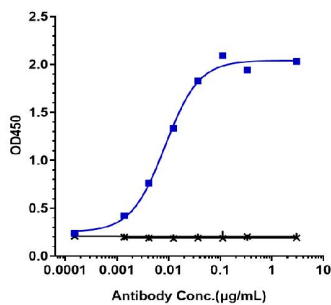
Anti-TNFRSF13C / BAFFR / CD268 Reference Antibody (inalumab) (M02865-1) Images



Anti-TNFRSF13C/BAFFR/CD268 Reference Antibody (inalumab) on SDS-PAGE under reducing (R) condition. The gel was stained with Coomassie Blue. The purity of the protein is greater than 95%



The purity of Anti-TNFRSF13C/BAFFR/CD268 Reference Antibody (inalumab) is more than 100%



Immobilized human GPA33/A33

Submit a product review to Biocompare.com

Submit a review of this product to Biocompare.com to receive a \$20 Amazon.com giftcard! Your reviews help your fellow scientists make the right decisions. Thank you for your contribution.



Anti-TNFRSF13C / BAFFR / CD268 Reference Antibody (inalumab)