

Anti-CDH3 / P-cadherin Reference Antibody (PF-03732010)

Catalog Number: M03353-2

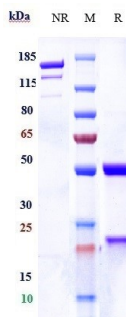
Overview

Product Name	Anti-CDH3 / P-cadherin Reference Antibody (PF-03732010)
Reactive Species	Human, Mouse
Description	Boster Bio Anti-CDH3 / P-cadherin Reference Antibody (PF-03732010) (Catalog # M03353-2). Tested in Flow Cytometry, ELISA, FTA. This antibody reacts with Human, Mouse. Endotoxin: < 0.795EU/ug,determined by LAL method. Expression system: CHO Cell
Application	ELISA, Flow Cytometry, Functional Assay, Kinetics
Clonality	Monoclonal
Formulation	Purified monoclonal antibody supplied in PBS, pH6.0, without preservative.This antibody is purified through a protein A column.
Storage Instructions	Maintain refrigerated at 2-8°C for up to 2 weeks. For long-term storage, aliquot and store at -20°C to avoid repeated freeze-thaw cycles.
Uniprot ID	P22223

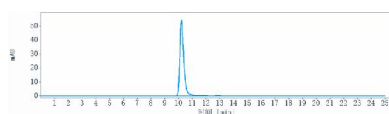
Technical Details

Isotype	IgG1
Form	Liquid
Concentration	1mg/ml

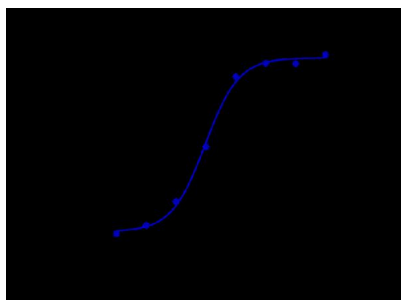
Anti-CDH3 / P-cadherin Reference Antibody (PF-03732010) (M03353-2) Images



Anti-CDH3/P-cadherin Reference Antibody (PF-03732010) on SDS-PAGE under reducing (R) condition. The gel was stained with Coomassie Blue. The purity of the protein is greater than 95%



The purity of Anti-CDH3/P-cadherin Reference Antibody (PF-03732010) is more than 99.39%



Human CDH3 HEK293 cells were stained with Anti-CDH3/P-cadherin Reference Antibody (PF-03732010) and negative control protein respectively

Submit a product review to Biocompare.com

Submit a review of this product to Biocompare.com to receive a \$20 Amazon.com giftcard! Your reviews help your fellow scientists make the right decisions. Thank you for your contribution.



Anti-CDH3 / P-cadherin Reference Antibody (PF-03732010)