

## Anti-NaPi2b / SLC34A2 Reference Antibody (upifitamab)

Catalog Number: M03957

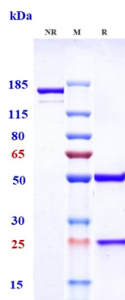
### Overview

Product Name	Anti-NaPi2b / SLC34A2 Reference Antibody (upifitamab)
Reactive Species	Human
Description	Boster Bio Anti-NaPi2b / SLC34A2 Reference Antibody (upifitamab) (Catalog # M03957). Tested in Flow Cytometry, ELISA, FTA. This antibody reacts with Human. Endotoxin: < 0.830EU/ug,determined by LAL method. Expression system: CHO Cell
Application	ELISA, Flow Cytometry, Functional Assay, Kinetics
Clonality	Monoclonal
Formulation	Purified monoclonal antibody supplied in PBS, pH6.0, without preservative.This antibody is purified through a protein A column.
Storage Instructions	Maintain refrigerated at 2-8°C for up to 2 weeks. For long-term storage, aliquot and store at -20°C to avoid repeated freeze-thaw cycles.
Uniprot ID	O95436

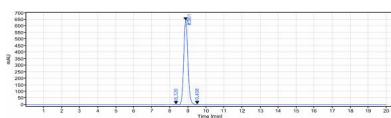
### Technical Details

Isotype	IgG1
Form	Liquid
Concentration	1mg/ml

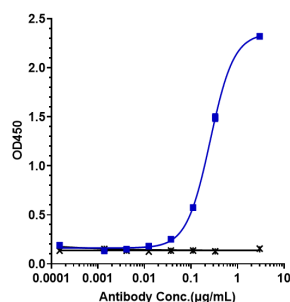
## Anti-NaPi2b / SLC34A2 Reference Antibody (upifitamab) (M03957) Images



Anti-NaPi2b/SLC34A2 Reference Antibody (upifitamab) on SDS-PAGE under reducing (R) condition. The gel was stained with Coomassie Blue. The purity of the protein is greater than 95%



The purity of Anti-NaPi2b/SLC34A2 Reference Antibody (upifitamab) is more than 99.42%



Immobilized human SLC34A2(188-361aa) Fc at 2 µg/mL can bind Anti-NaPi2b/SLC34A2 Reference Antibody (upifitamab)

## Submit a product review to Biocompare.com

Submit a review of this product to Biocompare.com to receive a \$20 Amazon.com giftcard! Your reviews help your fellow scientists make the right decisions. Thank you for your contribution.



Anti-NaPi2b / SLC34A2 Reference Antibody (upifitamab)