

Anti-CaMKII CAMK2B Rabbit Monoclonal Antibody

Catalog Number: M03964

About CAMK2B

Plays a major role in tight junction-specific obliteration of the intercellular space.

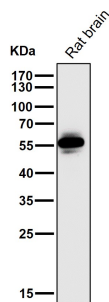
Overview

Product Name	Anti-CaMKII CAMK2B Rabbit Monoclonal Antibody
Reactive Species	Human, Mouse, Rat
Description	Boster Bio Anti-CaMKII CAMK2B Rabbit Monoclonal Antibody catalog # M03964. Tested in WB, IHC, ICC/IF applications. This antibody reacts with Human, Mouse, Rat.
Application	IF, IHC, ICC, WB
Clonality	Monoclonal CEC-3
Formulation	Rabbit IgG in phosphate buffered saline, pH 7.4, 150mM NaCl, 0.02% sodium azide and 50% glycerol, 0.4-0.5mg/ml BSA.
Storage Instructions	Store at -20°C for one year. For short term storage and frequent use, store at 4°C for up to one month. Avoid repeated freeze-thaw cycles.
Host	Rabbit
Uniprot ID	Q9UQM7/Q13554/Q13555/Q13557

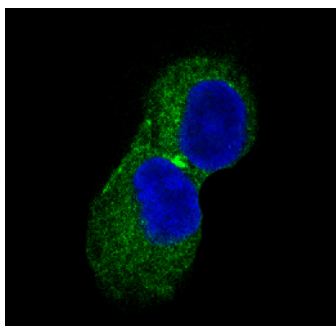
Technical Details

Immunogen	A synthesized peptide derived from human CaMKII
Isotype	Rabbit IgG
Form	Liquid
Concentration	Actual concentration vary by lot. Use suggested dilution ratio to decide dilution procedure.
Purification	Affinity-chromatography
Suggested Dilutions	<p>Dilute the sample so that the expected range of concentrations fall within the detection range of this kit.</p> <p>If the expected range of concentration is unknown, a pilot test should be conducted to decide the optimal dilution ratio for your samples.</p> <p>Some PubMed article(s) citing the expression level of this target are as follows:</p> <p>Boster Bio's internal QC testing used:</p> <p>WB 1:500-1:2000</p> <p>IHC 1:50-1:200</p> <p>ICC/IF 1:50-1:200</p>

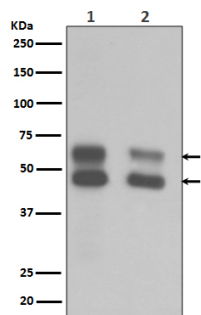
Anti-CaMKII CAMK2B Rabbit Monoclonal Antibody (M03964) Images



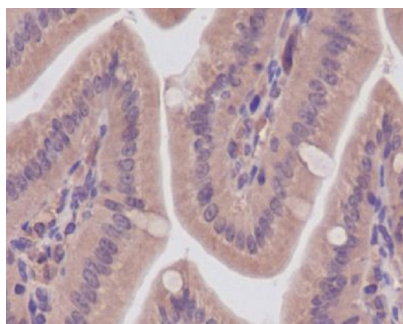
All lanes use the Antibody at 1:1K dilution for 1 hour at room temperature.



Immunofluorescent analysis of PC-12 cells, using CaMKII Antibody .



Western blot analysis of CaMKII expression in (1)Mouse brain tissue lysate ;(2)Rat brain tissue lysate.



Immunohistochemical analysis of paraffin-embedded mouse colon, using CaMKII Antibody.

Submit a product review to Biocompare.com

Submit a review of this product to Biocompare.com to receive a \$20 Amazon.com giftcard! Your reviews help your fellow scientists make the right decisions. Thank you for your contribution.



Anti-CaMKII CAMK2B Rabbit Monoclonal Antibody