

Anti-Histone H3 (mono methyl K9) Rabbit Monoclonal Antibody

Catalog Number: M12477-11

About H3C1

Putative transcription factor involved in pancreas development and function.

Overview


Product Name	Anti-Histone H3 (mono methyl K9) Rabbit Monoclonal Antibody
Reactive Species	Human, Mouse, Rat
Description	Boster Bio Anti-Histone H3 (mono methyl K9) Rabbit Monoclonal Antibody catalog # M12477-11. Tested in WB, IHC, ICC/IF, ChIP applications. This antibody reacts with Human, Mouse, Rat.
Application	ChIP, IF, IHC, ICC, WB
Clonality	Monoclonal 26H43
Formulation	Rabbit IgG in phosphate buffered saline, pH 7.4, 150mM NaCl, 0.02% sodium azide and 50% glycerol, 0.4-0.5mg/ml BSA.
Storage Instructions	Store at -20°C for one year. For short term storage and frequent use, store at 4°C for up to one month. Avoid repeated freeze-thaw cycles.
Host	Rabbit
Uniprot ID	P68431

Technical Details

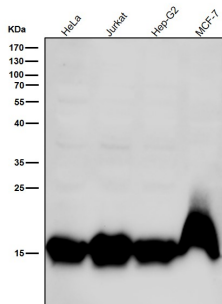
Immunogen	A synthesized peptide derived from Histone H3 (mono methyl K9)
Isotype	IgG
Form	Liquid
Concentration	Actual concentration vary by lot. Use suggested dilution ratio to decide dilution procedure.
Purification	Affinity-chromatography
Suggested Dilutions	<p>Dilute the sample so that the expected range of concentrations fall within the detection range of this kit.</p> <p>If the expected range of concentration is unknown, a pilot test should be conducted to decide the optimal dilution ratio for your samples.</p> <p>Some PubMed article(s) citing the expression level of this target are as follows:</p> <p>Boster Bio's internal QC testing used:</p> <p>WB 1:500-1:2000</p> <p>IHC 1:50-1:200</p> <p>ICC/IF 1:50-1:200</p>

	ChIP 1:50
--	-----------

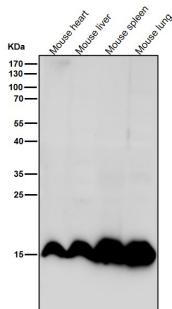
Anti-Histone H3 (mono methyl K9) Rabbit Monoclonal Antibody (M12477-11) Images



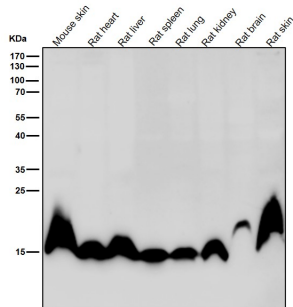
Western blot analysis of Histone H3 (mono methyl K9) expression in HeLa cell lysate.



All lanes use the Antibody at 1:5K dilution for 1 hour at room temperature.



All lanes use the Antibody at 1:5K dilution for 1 hour at room temperature.



All lanes use the Antibody at 1:5K dilution for 1 hour at room temperature.

Submit a product review to Biocompare.com

Submit a review of this product to Biocompare.com to receive a \$20 Amazon.com giftcard! Your reviews help your fellow scientists make the right decisions. Thank you for your contribution.



Anti-Histone H3 (mono methyl K9) Rabbit Monoclonal Antibody