

Anti-Spike RBD Reference Antibody (Cilgavimab)

Catalog Number: M34012-4

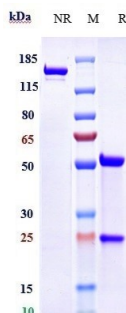
Overview

Product Name	Anti-Spike RBD Reference Antibody (Cilgavimab)
Reactive Species	
Description	Boster Bio Anti-Spike RBD Reference Antibody (Cilgavimab) (Catalog # M34012-4). Tested in Flow Cytometry, ELISA, FTA. Endotoxin: < 0.1015EU/ug,determined by LAL method. Expression system: CHO Cell
Application	ELISA, Flow Cytometry, Functional Assay, Kinetics
Clonality	Monoclonal
Formulation	Purified monoclonal antibody supplied in PBS, pH6.0, without preservative.This antibody is purified through a protein A column.
Storage Instructions	Maintain refrigerated at 2–8°C for up to 2 weeks. For long-term storage, aliquot and store at -20°C to avoid repeated freeze-thaw cycles.

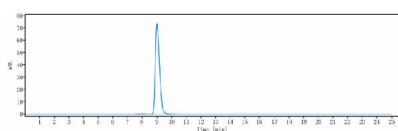
Technical Details

Isotype	IgG1
Form	Liquid
Concentration	1mg/ml

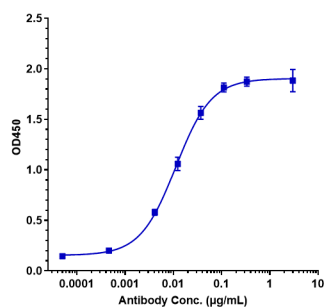
Anti-Spike RBD Reference Antibody (Cilgavimab) (M34012-4) Images



Anti-Spike RBD Reference Antibody (Cilgavimab) on SDS-PAGE under reducing (R) condition. The gel was stained with Coomassie Blue. The purity of the protein is greater than 95%



The purity of Anti-Spike RBD Reference Antibody (Cilgavimab) is more than 99.35%



Immobilized 2019nCoV RBD His at 2 µg/mL can bind Anti-Spike RBD Reference Antibody (Cilgavimab)

Submit a product review to Biocompare.com

Submit a review of this product to Biocompare.com to receive a \$20 Amazon.com giftcard! Your reviews help your fellow scientists make the right decisions. Thank you for your contribution.



Anti-Spike RBD Reference Antibody (Cilgavimab)