

Anti-TRAF2 Antibody

Catalog Number: PA2007

About TRAF2

TRAF2 (TNF Receptor-Associated Factor 2), also called TRAP, is a protein that in humans is encoded by the TRAF2 gene. The protein encoded by this gene is a member of the TNF receptor (TNFR) associated factor (TRAF) protein family. TRAF2 is a common signal transducer for TNFR2 and CD40 that mediates activation of NF-kappa-B. Rothe et al. (1996) identified ITRAF, which binds to TRAF1, TRAF2, and TRAF3, and that when overexpressed inhibits TRAF2-mediated NF-kappa-B activation. They proposed that ITRAF is an inhibitor of TRAF function that regulates TRAF protein activity by sequestering TRAFs in a latent state in the cytoplasm. Kanamori et al. (2002) found that mouse Traf2 interacted directly with T2bp, and they presented evidence that T2BP is involved in TNF-mediated signaling by its interaction with TRAF2.

Overview

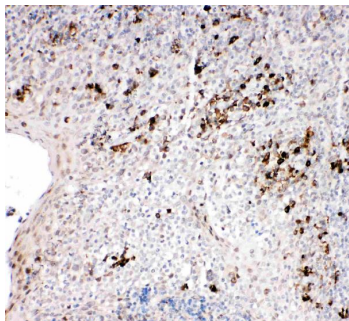
Product Name	Anti-TRAF2 Antibody
Reactive Species	Human, Mouse, Rat
Description	Boster Bio Anti-TRAF2 Antibody catalog # PA2007. Tested in IHC, ICC, WB applications. This antibody reacts with Human, Mouse, Rat.
Application	IHC, ICC, WB
Clonality	Polyclonal
Formulation	Each vial contains 5mg BSA, 0.9mg NaCl, 0.2mg Na2HPO4, 0.05mg Thimerosal, 0.05mg NaN3.
Storage Instructions	Store at -20°C for one year from date of receipt. After reconstitution, at 4°C for one month. It can also be aliquotted and stored frozen at -20°C for six months. Avoid repeated freeze-thaw cycles.
Host	Rabbit
Uniprot ID	Q12933

Technical Details

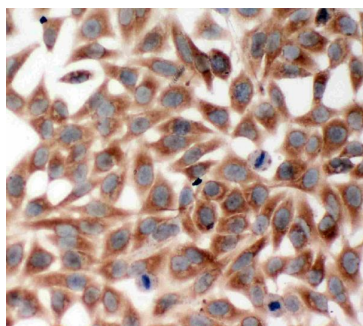
Immunogen	A synthetic peptide corresponding to a sequence in the middle region of human TRAF2, different from the related rat and mouse sequences by one amino acid.
Predicted Reactive Species	Hamster
Recommended Detection Systems	Boster recommends Enhanced Chemiluminescent Kit with anti-Rabbit IgG (EK1002) for Western blot, and HRP Conjugated anti-Rabbit IgG Super Vision Assay Kit (SV0002-1) for IHC(P) and ICC.
Cross Reactivity	No cross-reactivity with other proteins
Isotype	Rabbit IgG
Form	Lyophilized

Concentration	Adding 0.2 ml of distilled water will yield a concentration of 500 ug/ml.
Purification	Immunogen affinity purified.
Suggested Dilutions	<p>Dilute the sample so that the expected range of concentrations fall within the detection range of this kit.</p> <p>If the expected range of concentration is unknown, a pilot test should be conducted to decide the optimal dilution ratio for your samples.</p> <p>Some PubMed article(s) citing the expression level of this target are as follows:</p> <p>Boster Bio's internal QC testing used:</p> <p>Immunocytochemistry , 0.5-1ug/ml, Human, -</p> <p>Immunohistochemistry (Paraffin-embedded Section), 0.5-1ug/ml, Human, Mouse, Rat, By Heat</p> <p>Western blot, 0.1-0.5ug/ml, Human, Rat, Mouse</p>

Anti-TRAF2 Antibody (PA2007) Images



Anti-TRAF2 antibody, PA2007, IHC(P)
IHC(P): Human Tonsil Tissue



Anti-TRAF2 antibody, PA2007, ICC
ICC: HELA Cell

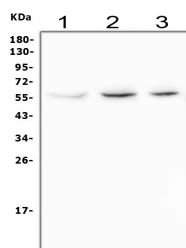


Figure 1. Western blot analysis of TRAF2 using anti-TRAF2 antibody (PA2007).

Electrophoresis was performed on a 5-20% SDS-PAGE gel at 70V (Stacking gel) / 90V (Resolving gel) for 2-3 hours. The sample well of each lane was loaded with 50ug of sample under reducing conditions.

Lane 1: human Raji whole cell lysate,

Lane 2: rat PC-12 whole cell lysate,

Lane 3: mouse spleen tissue lysate.

After Electrophoresis, proteins were transferred to a Nitrocellulose membrane at 150mA for 50-90 minutes. Blocked the membrane with 5% Non-fat Milk/ TBS for 1.5 hour at RT. The membrane was incubated with rabbit anti-TRAF2 antigen affinity purified polyclonal antibody (Catalog # PA2007) at 0.5 ug/mL overnight at 4°C, then washed with TBS-0.1%Tween 3 times with 5 minutes each and probed with a goat anti-rabbit IgG-HRP secondary antibody at a dilution of 1:10000 for 1.5 hour at RT. The signal is developed using an Enhanced Chemiluminescent detection (ECL) kit (Catalog # EK1002) with Tanon 5200 system. A specific band was detected for TRAF2 at approximately 56KD. The expected band size for TRAF2 is at 56KD.

Submit a product review to Biocompare.com

Submit a review of this product to Biocompare.com to receive a \$20 Amazon.com giftcard! Your reviews help your fellow scientists make the right decisions. Thank you for your contribution.



Anti-TRAF2 Antibody