

## Recombinant Human ANXA5 protein

**Cat. No.** ANXA5-6861H    **Lot. No.** (See product label)

### SPECIFICATION

<b>Product Overview</b>	Recombinant Human ANXA5 (Met1-Asp320) protein carried no tag and was expressed in E.coli.
<b>Description</b>	Anexin A5 is a phospholipid binding protein, which binds with high affinity and selectivity to PS in the presence of calcium. PS is predominantly located in membrane leaflets, which face the cytosol. However, recent findings show that each cell type has the molecular machinery to expose PS at its cell surface. This machinery is activated during the execution of apoptosis. Once PS is exposed at the cell surface it exhibits procoagulant and proinflammatory activities. Anexin A5 will bind to the PS-exposing apoptotic cell and can inhibit the procoagulant and proinflammatory activities of the dying cell. Anexin A5 has also been identified as an anticoagulant protein in the blood coagulation cascade, by acting as an inhibitor of prothrombin activation. The presence of antibodies to Anexin A5 is associated with systemic lupus erythematosus (SLE), recurrent spontaneous abortions and systemic sclerosis (SSc).
<b>Source</b>	E.coli
<b>Species</b>	Human
<b>Predicted N Terminal</b>	Met1
<b>Form</b>	Lyophilized from 0.22 µm filtered solution in PBS, pH7.4, 10% trehalose.
<b>Molecular Mass</b>	The protein has a calculated MW of 36 kDa. The protein migrates as 35 kDa under reducing (R) condition (SDS-PAGE).

 Tel: 1-631-559-9269    1-516-512-3133

 Email: [info@creative-biomart.com](mailto:info@creative-biomart.com)     Fax: 1-631-938-8127

 45-1 Ramsey Road, Shirley, NY 11967, USA

<b>Protein length</b>	Met1-Asp320
<b>Endotoxin</b>	Less than 1.0 EU per µg by the LAL method.
<b>Purity</b>	>98% as determined by SDS-PAGE.
<b>Storage</b>	<p>For long term storage, the product should be stored at lyophilized state at -20 centigrade or lower.</p> <p>Please avoid repeated freeze-thaw cycles.</p> <p>This product is stable after storage at:</p> <p>-20 to -70 centigrade for 12 months in lyophilized state;</p> <p>-70 centigrade for 3 months under sterile conditions after reconstitution.</p>
<b>Reconstitution</b>	It is recommended that sterile water be added to the vial to prepare a stock solution of 0.2 ug/ul. Centrifuge the vial at 4°C before opening to recover the entire contents.

## GENE INFORMATION

<b>Gene Name</b>	ANXA5
<b>Official Symbol</b>	ANXA5
<b>Synonyms</b>	ANXA5; annexin A5; ANX5, ENX2; CBP-I; PAP-I; VAC-alpha; annexin V; annexin-5; anchorin CII; endonexin II; lipocortin V; calphobindin I; thromboplastin inhibitor; vascular anticoagulant-alpha; placental anticoagulant protein 4; placental anticoagulant protein I; PP4; ANX5; ENX2
<b>Gene ID</b>	308
<b>mRNA Refseq</b>	NM_001154

 Tel: 1-631-559-9269 1-516-512-3133

 Email: [info@creative-biomart.com](mailto:info@creative-biomart.com)  Fax: 1-631-938-8127

 45-1 Ramsey Road, Shirley, NY 11967, USA


**Protein Refseq** NP\_001145

**MIM** 131230


**UniProt ID** P08758

## IMAGE


**SDS-PAGE of  
ANXA5-6861H :**



Human ANXA5, Tag Free on SDS-PAGE under reducing (R) condition. The gel was stained overnight with Coomassie Blue. The purity of the protein is greater than 98%.

 Tel: 1-631-559-9269 1-516-512-3133

 Email: [info@creative-biomart.com](mailto:info@creative-biomart.com)  Fax: 1-631-938-8127

 45-1 Ramsey Road, Shirley, NY 11967, USA