

Active Recombinant Human TNFRSF25, Fc-tagged, Biotinylated

Cat. No. TNFRSF25-596H **Lot. No.** (See product label)

SPECIFICATION

Product Overview	The recombinant human DR3-Fc fusion is expressed as a 403 amino acid protein consisting of Gln25 - Gln199 region of DR3 (UniProt accession #Q93038) and a C-terminal Fc from human IgG1, which exists as a dimer under non-reducing conditions
Source	Human cells
Species	Human
Tag	Fc
Form	Supplied at 0.5 mg/ml in sterile PBS pH7.4 (carrier & preservative free). The purified recombinant protein was labeled with Biotin (3-5 Biotin per molecule)
Bio-activity	Binds to its ligand human TL1A/TNFSF15 and blocks TL1A-mediated signaling activity including TL1A-induced apoptosis in human tumor cell line TF-1.
Molecular Mass	Calculated molecular mass (kDa): 44.5; Estimated by SDS-PAGE under reducing condition (kDa): 55-60
Endotoxin	<0.1 eu per 1 µg of purified recombinant protein determined by the
Purity	>95% judged by SDS-PAGE under reducing condition
Storage	The product is shipped at 4°C. Upon receipt, centrifuge the product briefly before

 Tel: 1-631-559-9269 1-516-512-3133


 Email: info@creative-biomart.com  Fax: 1-631-938-8127

 45-1 Ramsey Road, Shirley, NY 11967, USA

opening the vial. It is recommended to store small aliquots at the temperature below –20°C for long-term storage and the product is stable for 3 months. The undiluted protein can be stored at 4°C for no more than 2 weeks. Avoid repeated freeze-thaw cycles.

GENE INFORMATION


Gene Name	TNFRSF25 tumor necrosis factor receptor superfamily, member 25 [Homo sapiens]
Official Symbol	TNFRSF25
Synonyms	TNFRSF25; tumor necrosis factor receptor superfamily, member 25; TNFRSF12, tumor necrosis factor receptor superfamily, member 12 (translocating chain association membrane protein); tumor necrosis factor receptor superfamily member 25; APO 3; DDR3; DR3; LARD; TR3; TRAMP; WSL 1; WSL LR; protein WSL-1; death receptor beta; apoptosis inducing receptor; apoptosis-inducing receptor AIR; apoptosis-mediating receptor DR3; apoptosis-mediating receptor TRAMP; death domain receptor 3 soluble form; lymphocyte-associated receptor of death; tumor necrosis factor receptor superfamily, member 12 (translocating chain-association membrane protein); APO-3; WSL-1; WSL-LR; TNFRSF12;
Gene ID	8718
mRNA Refseq	NM_001039664
Protein Refseq	NP_001034753
MIM	603366
UniProt ID	Q93038

 Tel: 1-631-559-9269 1-516-512-3133


 Email: info@creative-biomart.com  Fax: 1-631-938-8127

 45-1 Ramsey Road, Shirley, NY 11967, USA

Chromosome Location	1p36.2
Pathway	Apoptosis, organism-specific biosystem; Cytokine-cytokine receptor interaction, organism-specific biosystem; Cytokine-cytokine receptor interaction, conserved biosystem;
Function	binding; receptor activity; tumor necrosis factor-activated receptor activity;

 Tel: 1-631-559-9269 1-516-512-3133

 Email: info@creative-biomart.com  Fax: 1-631-938-8127

 45-1 Ramsey Road, Shirley, NY 11967, USA