


Active Recombinant Mouse Vegfa, Isoform 120, His-tagged, Biotinylated

Cat. No. Vegfa-725M **Lot. No.** (See product label)

SPECIFICATION

Product Overview	Mouse VEGF120 is expressed as a 131-amino acid protein consisting of the region Ala27 - Arg146 of mouse VEGF (UniProt Accession #Q00731-3, isoform VEGF120) and a C-terminal His-tag. It contains 1 potential sites for N-linked glycosylation and exists as a dimer under non-reducing condition.
Source	Human cells
Species	Mouse
Tag	His
Form	Supplied at 0.5 mg/ml in sterile PBS pH7.4 (carrier & preservative free). The purified recombinant protein was labeled with Biotin (3-5 Biotin per molecule).
Bio-activity	Binds its receptors (FLT1, KDR) and anti-VEGF monoclonal antibodies with high affinity (KD< 10 nM as measured by ELISA). Stimulates HUVEC (human umbilical vein endothelial cells) proliferation and certain tumor cell growth.
Molecular Mass	Calculated molecular mass (kDa): 15.4; Estimated by SDS-PAGE under reducing condition (kDa): 20-25 (probably due to glycosylation)
AA Sequence	APTTEGEQKSHEVIKFMVDVYQRSYC RPIETLVDIFQEYPDEIEYIFKPSC VPLMRCAGCCNDEALECVPTSESN ITMQIMRIKPHQSQHIGEMSFLQHS RCECRPKKDRTKPEKCDKPRRSTGH HHHHHHH

 Tel: 1-631-559-9269 1-516-512-3133

 Email: info@creative-biomart.com  Fax: 1-631-938-8127

 45-1 Ramsey Road, Shirley, NY 11967, USA

Endotoxin	<0.1 eu per 1 µg of purified recombinant protein determined by the lal>
Purity	>95% judged by SDS-PAGE under reducing condition
Storage	The product is shipped at 4°C. Upon receipt, centrifuge the product briefly before opening the vial. It is recommended to store small aliquots at the temperature below –20°C for long-term storage and the product is stable for 3 months. The undiluted protein can be stored at 4°C for no more than 2 weeks. Avoid repeated freeze-thaw cycles.

GENE INFORMATION

Gene Name	Vegfa vascular endothelial growth factor A [<i>Mus musculus</i>]
Official Symbol	Vegfa
Synonyms	VEGFA; vascular endothelial growth factor A; vascular permeability factor; Vpf; Vegf; Vegf120; Vegf164; Vegf188;
Gene ID	22339
mRNA Refseq	NM_001025250
Protein Refseq	NP_001020421
MIM	
UniProt ID	
Pathway	Bladder cancer, organism-specific biosystem; Bladder cancer, conserved biosystem; Cytokine-cytokine receptor interaction, organism-specific biosystem; Cytokine-cytokine receptor interaction, conserved biosystem; Endochondral Ossification, organism-specific

 Tel: 1-631-559-9269 1-516-512-3133


 Email: info@creative-biomart.com  Fax: 1-631-938-8127

 45-1 Ramsey Road, Shirley, NY 11967, USA


biosystem; Focal Adhesion, organism-specific biosystem; Focal adhesion, organism-specific biosystem;

Function

cell surface binding; chemoattractant activity; cytokine activity; fibronectin binding; growth factor activity; heparin binding; platelet-derived growth factor receptor binding; protein heterodimerization activity; protein homodimerization activity; receptor agonist activity; vascular endothelial growth factor receptor 1 binding; vascular endothelial growth factor receptor 2 binding; vascular endothelial growth factor receptor binding;

 Tel: 1-631-559-9269 1-516-512-3133

 Email: info@creative-biomart.com  Fax: 1-631-938-8127

 45-1 Ramsey Road, Shirley, NY 11967, USA