




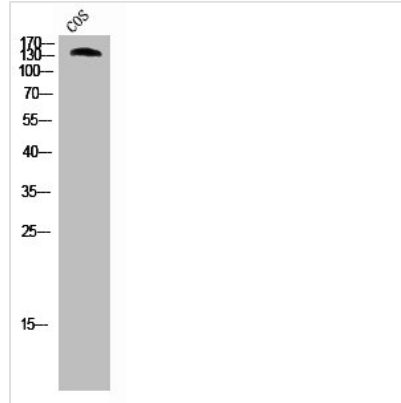
ABL1 Antibody

Product Code	CSB-PA008499
Storage	Upon receipt, store at -20°C or -80°C. Avoid repeated freeze.
Uniprot No.	P00519
Immunogen	Synthesized peptide derived from Human Abl1 around the non-phosphorylation site of T735.
Raised In	Rabbit
Species Reactivity	Human,Mouse,Rat,Monkey
Tested Applications	WB,ELISA;WB:1/500-1/2000.ELISA:1/20000
Form	Liquid
Conjugate	Non-conjugated
Storage Buffer	Liquid in PBS containing 50% glycerol, 0.5% BSA and 0.02% sodium azide.
Purification Method	The antibody was affinity-purified from rabbit antiserum by affinity-chromatography using epitope-specific immunogen.
Isotype	IgG
Alias	ABL1; ABL; JTK7; Tyrosine-protein kinase ABL1; Abelson murine leukemia viral oncogene homolog 1; Abelson tyrosine-protein kinase 1; Proto-oncogene c-Abl; p150
Species	Homo sapiens (Human)
Target Names	ABL1

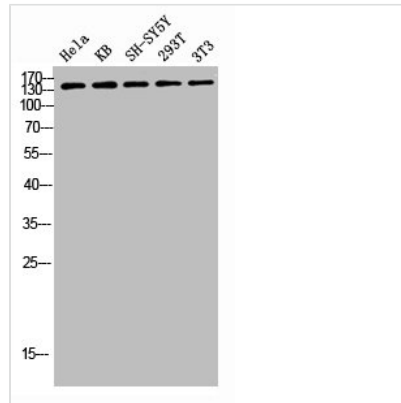
Image



Western Blot analysis of COS cells using Abl1 Polyclonal Antibody



Western Blot analysis of cos-7 cells using Abl1 Polyclonal Antibody



Western blot analysis of HELA KB SH-SY5Y 293T 3T3 lysis using Abl1 antibody.