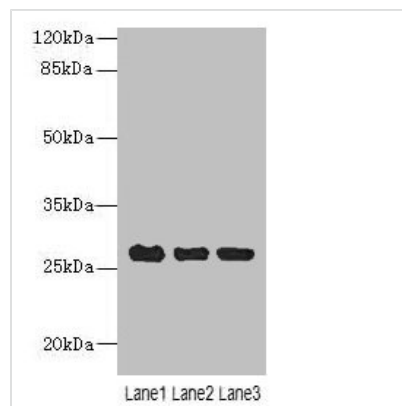




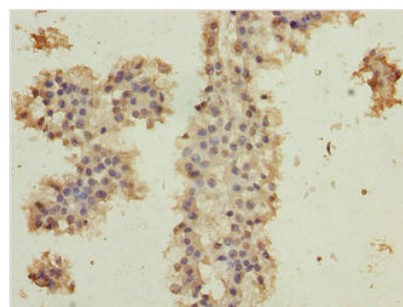
C10orf82 Antibody

Product Code	CSB-PA837861LA01HU
Storage	Upon receipt, store at -20°C or -80°C. Avoid repeated freeze.
Uniprot No.	Q8WW14
Immunogen	Recombinant Human Uncharacterized protein C10orf82 protein (1-154AA)
Raised In	Rabbit
Species Reactivity	Human, Mouse
Tested Applications	ELISA, WB, IHC; Recommended dilution: WB:1:1000-1:5000, IHC:1:20-1:200
Form	Liquid
Conjugate	Non-conjugated
Storage Buffer	Preservative: 0.03% Proclin 300 Constituents: 50% Glycerol, 0.01M PBS, PH 7.4
Purification Method	Antigen Affinity Purified
Isotype	IgG
Clonality	Polyclonal
Alias	Uncharacterized protein C10orf82, C10orf82
Species	Human
Research Area	Others
Target Names	C10orf82

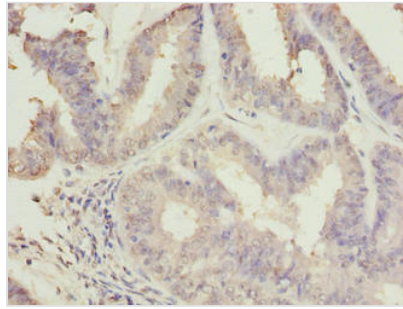
Image



Western blot
 All lanes: C10orf82 antibody at 1µg/ml
 Lane 1: A431 whole cell lysate
 Lane 2: HepG2 whole cell lysate
 Lane 3: Mouse thymus tissue
 Secondary
 Goat polyclonal to rabbit IgG at 1/10000 dilution
 Predicted band size: 27, 18, 13 kDa
 Observed band size: 27 kDa



Immunohistochemistry of paraffin-embedded human breast cancer using CSB-PA837861LA01HU at dilution of 1:100



Immunohistochemistry of paraffin-embedded human endometrial cancer using CSB-PA837861LA01HU at dilution of 1:100