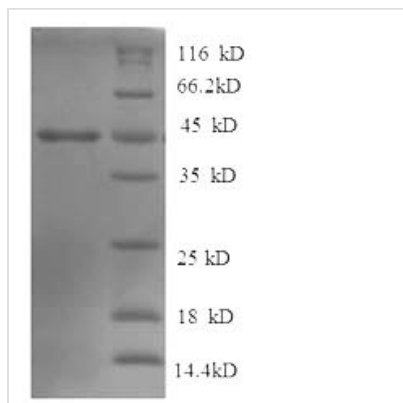


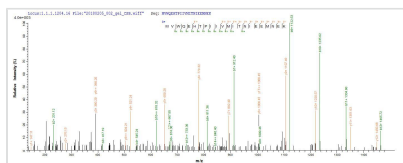


Recombinant Human Tyrosine-protein phosphatase non-receptor type 5 (PTPN5), partial

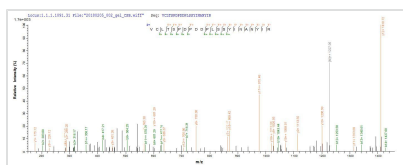
Product Code	CSB-EP019042HU
Relevance	May regulate the activity of several effector molecules involved in synaptic plasticity and neuronal cell survival, including MAPKs, Src family kinases and NMDA receptors.
Storage	The shelf life is related to many factors, storage state, buffer ingredients, storage temperature and the stability of the protein itself. Generally, the shelf life of liquid form is 6 months at -20°C/-80°C. The shelf life of lyophilized form is 12 months at -20°C/-80°C.
Uniprot No.	P54829
Alias	Neural-specific protein-tyrosine phosphatase;Striatum-enriched protein-tyrosine phosphatase ;STEP
Product Type	Recombinant Protein
Immunogen Species	Homo sapiens (Human)
Purity	Greater than 90% as determined by SDS-PAGE.
Sequence	LQAEFFEIPMNFVDPKEYDIPGLVRKNRYKTILPNPHSRVCLTSPDPDDPLSSYI NANYIRGYGGEEKVYIATQGPIVSTVADFWRMVWQEHTPIIVMITNIEEMNEKC TEYWPEEQVAYDGVEITVQKVIHTEDYRLRLISLKSGETEERGLKHYWFTSWPD QKTPDRAPLLHLVREVEEAAQQEGPHCAPIIVHCSAGIGRTGCFIATSICCQQ LRQEGVVDILKTTTCQLRQDRGGMIQTCEQYQFVHHVMSLY
Lead Time	3-7 business days
Source	E.coli
Gene Names	PTPN5
Expression Region	300-555aa
Notes	Repeated freezing and thawing is not recommended. Store working aliquots at 4°C for up to one week.
Tag Info	N-terminal 6xHis-SUMO-tagged
Mol. Weight	45.5kDa
Protein Description	Partial
Image	



(Tris-Glycine gel) Discontinuous SDS-PAGE (reduced) with 5% enrichment gel and 15% separation gel.



Based on the SEQUEST from database of E.coli host and target protein, the LC-MS/MS Analysis result of CSB-EP019042HU could indicate that this peptide derived from E.coli-expressed Homo sapiens (Human) PTPN5.



Based on the SEQUEST from database of E.coli host and target protein, the LC-MS/MS Analysis result of CSB-EP019042HU could indicate that this peptide derived from E.coli-expressed Homo sapiens (Human) PTPN5.

Description

The formation of the recombinant plasmid by incorporating the gene encoding the Human PTPN5 protein (300-555aa) into a plasmid vector initiates the generation of the recombinant Human PTPN5 protein. Transforming the recombinant plasmid into e.coli cells and then selecting the positive e.coli cells based on their ability to survive in the presence of a specific antibiotic. The positive e.coli cells are cultured under conditions that stimulate the expression of the gene of interest. The protein is equipped with a N-terminal 6xHis-SUMO tag. After expression, affinity purification is employed to isolate and purify the recombinant Human PTPN5 protein from the cell lysate. Denaturing SDS-PAGE is utilized to resolve the resulting recombinant Human PTPN5 protein, revealing a purity level exceeding 90%.

Reconstitution

We recommend that this vial be briefly centrifuged prior to opening to bring the contents to the bottom. Please reconstitute protein in deionized sterile water to a concentration of 0.1-1.0 mg/mL. We recommend to add 5-50% of glycerol (final concentration) and aliquot for long-term storage at -20°C/-80°C. Our default final concentration of glycerol is 50%. Customers could use it as reference.