


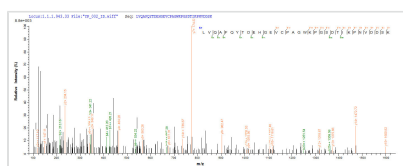


Recombinant Human Peroxiredoxin-2 (PRDX2)

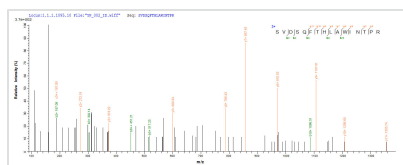
Product Code	CSB-EP339235HU
Relevance	Involved in redox regulation of the cell. Reduces peroxides with reducing equivalents provided through the thioredoxin system. It is not able to receive electrons from glutaredoxin. May play an important role in eliminating peroxides generated during metabolism. Might participate in the signaling cascades of growth factors and tumor necrosis factor-alpha by regulating the intracellular concentrations of H ₂ O ₂ .
Storage	The shelf life is related to many factors, storage state, buffer ingredients, storage temperature and the stability of the protein itself. Generally, the shelf life of liquid form is 6 months at -20°C/-80°C. The shelf life of lyophilized form is 12 months at -20°C/-80°C.
Uniprot No.	P32119
Product Type	Recombinant Protein
Immunogen Species	Homo sapiens (Human)
Purity	Greater than 90% as determined by SDS-PAGE.
Sequence	ASGNARIGKPAPDFKATAVVDGAFKEVKLSYKGYVVLFFYPLDFTFVCPTTEII AFSNRAEDFRKLGCEVLGVSVDSSQFTHLAWINTPRKEGGLGPLNIPLLADVTR RLSEDYGVLTDEGIAIRGLFIIDGKGVLRLQITVNDLPVGRSVDEALRLVQAFQ YTDEHGEVCPAGWKPGSDTIKPNVDDSKKEYFSKHN
Lead Time	3-7 business days
Research Area	Neuroscience
Source	E.coli
Gene Names	PRDX2
Protein Names	Natural killer cell-enhancing factor B
Expression Region	2-198aa
Notes	Repeated freezing and thawing is not recommended. Store working aliquots at 4°C for up to one week.
Tag Info	N-terminal 6xHis-tagged
Mol. Weight	25.8kDa
Protein Description	Full Length of Mature Protein
Image	



(Tris-Glycine gel) Discontinuous SDS-PAGE (reduced) with 5% enrichment gel and 15% separation gel.



Based on the SEQUEST from database of E.coli host and target protein, the LC-MS/MS Analysis result of CSB-EP339235HU could indicate that this peptide derived from E.coli-expressed Homo sapiens (Human) PRDX2.



Based on the SEQUEST from database of E.coli host and target protein, the LC-MS/MS Analysis result of CSB-EP339235HU could indicate that this peptide derived from E.coli-expressed Homo sapiens (Human) PRDX2.

Reconstitution

We recommend that this vial be briefly centrifuged prior to opening to bring the contents to the bottom. Please reconstitute protein in deionized sterile water to a concentration of 0.1-1.0 mg/mL. We recommend to add 5-50% of glycerol (final concentration) and aliquot for long-term storage at -20°C/-80°C. Our default final concentration of glycerol is 50%. Customers could use it as reference.