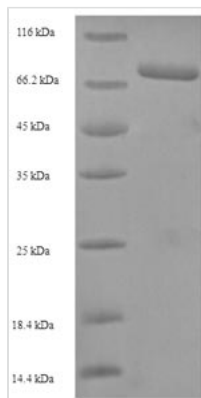




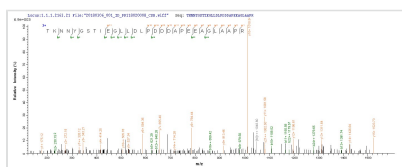
Recombinant Human herpesvirus 1 Tegument protein VP16 (UL48)

Product Code	CSB-EP356268HWZ
Relevance	Transcriptional activator of immediate-early (IE) gene products (alpha genes). Acts as a key activator of lytic infection by initiating the lytic program through the assembly of the transcriptional regulatory VP16-induced complex composed of VP16 and two cellular factors, HCFC1 and POU2F 1. VP16-induced complex represents a regulatory switch: when it is on, it promotes IE-gene expression and thus lytic infection, and when it is off, it limits IE-gene transcription favoring latent infection (By similarity).By similarity1 Publication May play a role in the aggregation of tegument proteins around nucleocapsids during virus morphogenesis.
Storage	The shelf life is related to many factors, storage state, buffer ingredients, storage temperature and the stability of the protein itself. Generally, the shelf life of liquid form is 6 months at -20°C/-80°C. The shelf life of lyophilized form is 12 months at -20°C/-80°C.
Uniprot No.	P04486
Alias	Alpha trans-inducing protein Alpha-TIF ICP25 Vmw65
Product Type	Recombinant Protein
Immunogen Species	Human herpesvirus 1 (strain F) (HHV-1) (Human herpes simplex virus 1)
Purity	Greater than 90% as determined by SDS-PAGE.
Sequence	MDLLVDELFADMDADGASPPPPRPAGGPKNTPAAPPLYATGRLSQAQLMPSP PMPVPPAALFNRLDDLGFSAGPALCTMLDTWNEDLFSALPTNADLYRECKFL STLPSDVVEWGDAYVPERAQIDIRAHGDVAFPTLPATRDGLGLYYEALSRRFFH AELRAREESYRTVLANFCSALYRYLRASVRQLHRQAHMRGRDRDLGEMLRAT IADRYRETARLARVLFLHLYLFLTREILWAAYAEQMMRPDLFDCLCCDLESW RQLAGLFQPFMFVNGALTVRGVPIEARRLRELNHIREHLNLPLVRSAAATEEPGA PLTTPPTLHGNQARASGYFMVLIRAKLDSYSSFTTSPSEAVMREHAYSRARTK NNYGSTIEGLLDLPDDDAPEEAGLAAPRLSFLPAGHTRRLSTAPPTDVSLGDEL HLDGEDVAMAHADALDDFDLDMLGDGDSPGPGFTPHDSAPYGALDMADFEF EQMFTDALGIDEYGG
Lead Time	3-7 business days
Research Area	Others
Source	E.coli
Gene Names	UL48
Protein Names	Alpha trans-inducing protein Alpha-TIF ICP25 Vmw65
Expression Region	1-490aa
Notes	Repeated freezing and thawing is not recommended. Store working aliquots at 4°C for up to one week.

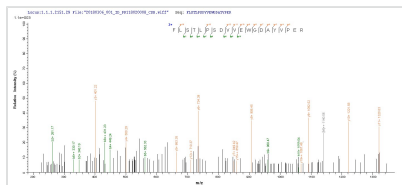
Image



(Tris-Glycine gel) Discontinuous SDS-PAGE (reduced) with 5% enrichment gel and 15% separation gel.



Based on the SEQUEST from database of E.coli host and target protein, the LC-MS/MS Analysis result of CSB-EP356268HWZ could indicate that this peptide derived from E.coli-expressed Human herpesvirus 1 (strain F) (HHV-1) (Human herpes simplex virus 1) UL48.



Based on the SEQUEST from database of E.coli host and target protein, the LC-MS/MS Analysis result of CSB-EP356268HWZ could indicate that this peptide derived from E.coli-expressed Human herpesvirus 1 (strain F) (HHV-1) (Human herpes simplex virus 1) UL48.

Reconstitution

We recommend that this vial be briefly centrifuged prior to opening to bring the contents to the bottom. Please reconstitute protein in deionized sterile water to a concentration of 0.1-1.0 mg/mL. We recommend to add 5-50% of glycerol (final concentration) and aliquot for long-term storage at -20°C/-80°C. Our default final concentration of glycerol is 50%. Customers could use it as reference.