

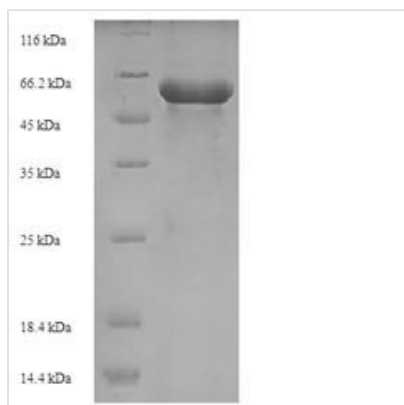


Recombinant Staphylococcus aureus 3-oxoacyl-[acyl-carrier-protein] synthase 2 (fabF)

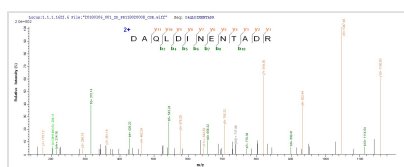
Product Code	CSB-EP692016FLB
Relevance	Catalyzes the condensation reaction of fatty acid synthesis by the addition to an acyl acceptor of two carbons from malonyl-ACP.
Abbreviation	fabF
Storage	The shelf life is related to many factors, storage state, buffer ingredients, storage temperature and the stability of the protein itself. Generally, the shelf life of liquid form is 6 months at -20°C/-80°C. The shelf life of lyophilized form is 12 months at -20°C/-80°C.
Uniprot No.	Q5HHA1
Alias	3-oxoacyl-[acyl-carrier-protein] synthase IIBeta-ketoacyl-ACP synthase II ;KAS II
Product Type	Recombinant Protein
Immunogen Species	Staphylococcus aureus (strain COL)
Purity	Greater than 90% as determined by SDS-PAGE.
Sequence	MSQNKRVVITGMGALSPIGNDVKTTWENALKGVNGIDKITRIDTEPYSVHLAGE LKNFNIEDHIDKKEARRMDRFTQYAIVAAREAVKDAQLDINENTADRIGVWIGS GIGGMETFEIAHKQLMDKGPRRVSPFFVPMPLIPDMATGQVSDILGAKGPNGAT VTACATGTNSIGEAFKIVQRGDADAMITGGTEAPITHMAIAGFSASRALSTNDDI ETACRPFQEGRDGFVMGEGAGILVIESLESAQARGANIYAEIVGYGTTGDAYHI TAPAPEGEGGSRAMQAAMDDAGIEPKDVQYLNAGTSTPVGDLNEVKAIKNT FGAAKHLKVSSTKSMTGHLLGATGGIEAIFSALSISKDSKVAPTIIHAVTPDPECD LDIVPNEAQDLIDITYAMNSLGFGGHNAVLFVKKFEA
Lead Time	Delivery time may differ from different purchasing way or location, please kindly consult your local distributors for specific delivery time.
Research Area	Others
Source	E.coli
Gene Names	fabF
Protein Names	Recommended name: 3-oxoacyl-[acyl-carrier-protein] synthase 2 EC= 2.3.1.179 Alternative name(s): 3-oxoacyl-[acyl-carrier-protein] synthase II Beta-ketoacyl-ACP synthase II Short name= KAS II
Expression Region	1-414aa
Notes	Repeated freezing and thawing is not recommended. Store working aliquots at 4°C for up to one week.
Tag Info	N-terminal 6xHis-SUMO-tagged
Mol. Weight	59.7kDa
Protein Description	Full Length



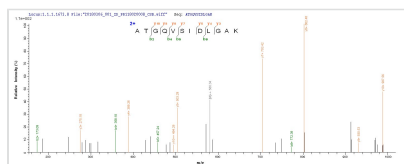
Image



(Tris-Glycine gel) Discontinuous SDS-PAGE (reduced) with 5% enrichment gel and 15% separation gel.



Based on the SEQUEST from database of E.coli host and target protein, the LC-MS/MS Analysis result of CSB-EP692016FLB could indicate that this peptide derived from E.coli-expressed *Staphylococcus aureus* (strain COL) fabF.



Based on the SEQUEST from database of E.coli host and target protein, the LC-MS/MS Analysis result of CSB-EP692016FLB could indicate that this peptide derived from E.coli-expressed *Staphylococcus aureus* (strain COL) fabF.

Reconstitution

We recommend that this vial be briefly centrifuged prior to opening to bring the contents to the bottom. Please reconstitute protein in deionized sterile water to a concentration of 0.1-1.0 mg/mL. We recommend to add 5-50% of glycerol (final concentration) and aliquot for long-term storage at -20°C/-80°C. Our default final concentration of glycerol is 50%. Customers could use it as reference.