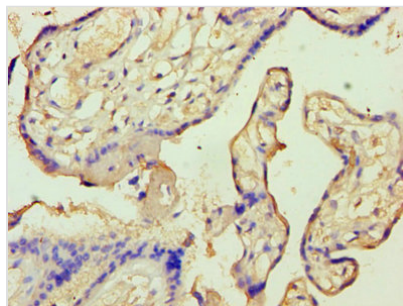




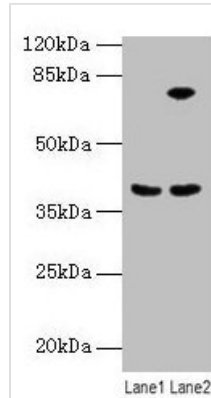
ANXA9 Antibody

Product Code	CSB-PA001852LA01HU
Storage	Upon receipt, store at -20°C or -80°C. Avoid repeated freeze.
Uniprot No.	O76027
Immunogen	Recombinant Human Annexin A9 protein (8-345AA)
Raised In	Rabbit
Species Reactivity	Human, Mouse
Tested Applications	ELISA, WB, IHC; Recommended dilution: WB:1:500-1:2000, IHC:1:20-1:200
Form	Liquid
Conjugate	Non-conjugated
Storage Buffer	Preservative: 0.03% Proclin 300 Constituents: 50% Glycerol, 0.01M PBS, PH 7.4
Purification Method	>95%, Protein G purified
Isotype	IgG
Clonality	Polyclonal
Alias	Annexin A9 (Annexin XXXI) (Annexin-31) (Annexin-9) (Pemphaxin), ANXA9, ANX31
Immunogen Species	Homo sapiens (Human)
Research Area	Signal Transduction
Target Names	ANXA9

Image



Immunohistochemistry of paraffin-embedded human placenta tissue using CSB-PA001852LA01HU at dilution of 1:100



Western blot

All lanes: ANXA9 antibody at 8μg/ml

Lane 1: Mouse kidney tissue

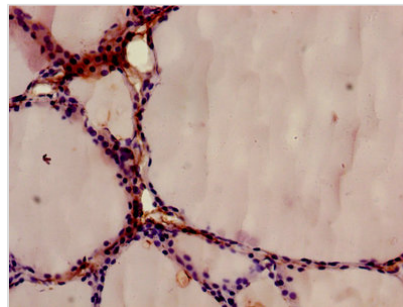
Lane 2: A431 whole cell lysate

Secondary

Goat polyclonal to rabbit IgG at 1/10000 dilution

Predicted band size: 39 kDa

Observed band size: 39 kDa



Immunohistochemistry of paraffin-embedded human thyroid tissue using CSB-

PA001852LA01HU at dilution of 1:100