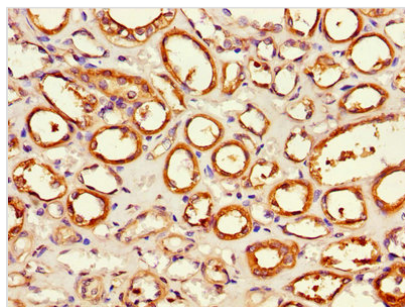




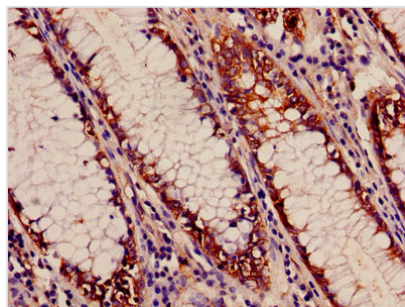
APEH Antibody

Product Code	CSB-PA001899LA01HU
Storage	Upon receipt, store at -20°C or -80°C. Avoid repeated freeze.
Uniprot No.	P13798
Immunogen	Recombinant Human Acylamino-acid-releasing enzyme protein (201-500AA)
Raised In	Rabbit
Species Reactivity	Human
Tested Applications	ELISA, WB, IHC, IF; Recommended dilution: WB:1:2000-1:5000, IHC:1:20-1:200, IF:1:50-1:200
Form	Liquid
Conjugate	Non-conjugated
Storage Buffer	Preservative: 0.03% Proclin 300 Constituents: 50% Glycerol, 0.01M PBS, PH 7.4
Purification Method	>95%, Protein G purified
Isotype	IgG
Clonality	Polyclonal
Alias	Acylamino-acid-releasing enzyme (AARE) (EC 3.4.19.1) (Acyl-peptide hydrolase) (APH) (Acylaminoacyl-peptidase) (Oxidized protein hydrolase) (OPH), APEH, D3F15S2 D3S48E DNF15S2
Immunogen Species	Homo sapiens (Human)
Research Area	Cancer
Target Names	APEH

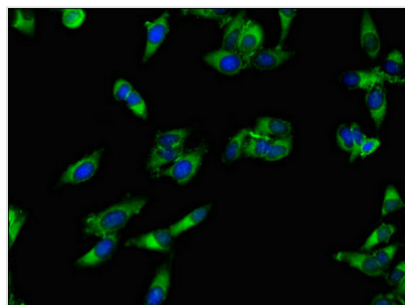
Image



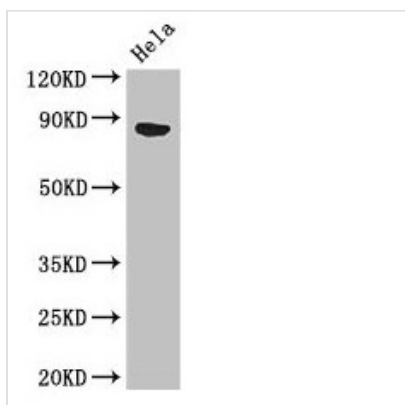
Immunohistochemistry of paraffin-embedded human kidney tissue using CSB-PA001899LA01HU at dilution of 1:100



Immunohistochemistry of paraffin-embedded human colon cancer using CSB-PA001899LA01HU at dilution of 1:100



Immunofluorescent analysis of HeLa cells using CSB-PA001899LA01HU at dilution of 1:100 and Alexa Fluor 488-conjugated AffiniPure Goat Anti-Rabbit IgG(H+L)



Western Blot

Positive WB detected in: HeLa whole cell lysate

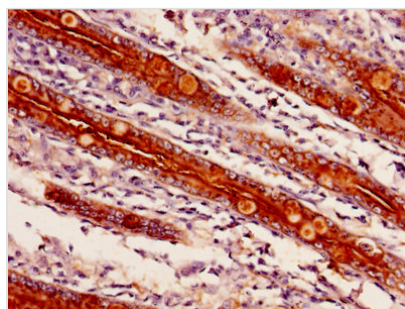
All lanes: APEH antibody at 3μg/ml

Secondary

Goat polyclonal to rabbit IgG at 1/50000 dilution

Predicted band size: 82 kDa

Observed band size: 82 kDa



Immunohistochemistry of paraffin-embedded human small intestine tissue using CSB-PA001899LA01HU at dilution of 1:100