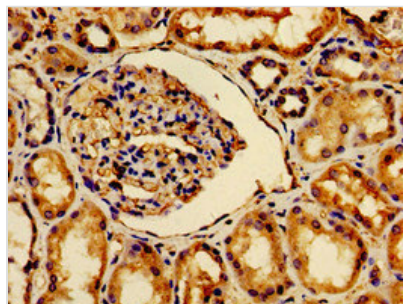




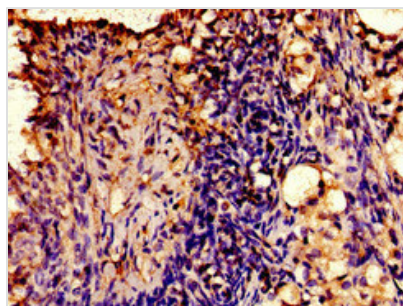
AVPR2 Antibody

Product Code	CSB-PA002470LA01HU
Storage	Upon receipt, store at -20°C or -80°C. Avoid repeated freeze.
Uniprot No.	P30518
Immunogen	Recombinant Human Vasopressin V2 receptor protein (221-271AA)
Raised In	Rabbit
Species Reactivity	Human
Tested Applications	ELISA, IHC, IF; Recommended dilution: IHC:1:20-1:200, IF:1:200-1:500
Form	Liquid
Conjugate	Non-conjugated
Storage Buffer	Preservative: 0.03% Proclin 300 Constituents: 50% Glycerol, 0.01M PBS, pH 7.4
Purification Method	>95%, Protein G purified
Isotype	IgG
Clonality	Polyclonal
Alias	Vasopressin V2 receptor (V2R) (AVPR V2) (Antidiuretic hormone receptor) (Renal-type arginine vasopressin receptor), AVPR2, ADHR DIR DIR3 V2R
Immunogen Species	Homo sapiens (Human)
Research Area	Neuroscience
Target Names	AVPR2

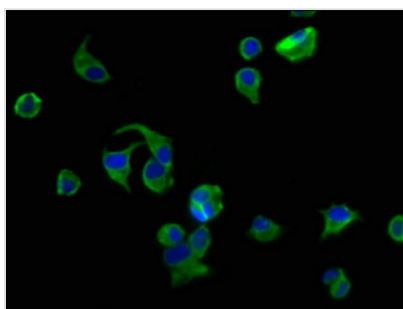
Image



Immunohistochemistry of paraffin-embedded human kidney tissue using CSB-PA002470LA01HU at dilution of 1:100



Immunohistochemistry of paraffin-embedded human ovarian cancer using CSB-PA002470LA01HU at dilution of 1:100



Immunofluorescence staining of MCF-7 cells with CSB-PA002470LA01HU at 1:200, counter-stained with DAPI. The cells were fixed in 4% formaldehyde, permeabilized using 0.2% Triton X-100 and blocked in 10% normal Goat Serum. The cells were then incubated with the antibody overnight at 4°C. The secondary antibody was Alexa Fluor 488-conjugated AffiniPure Goat Anti-Rabbit IgG(H+L).