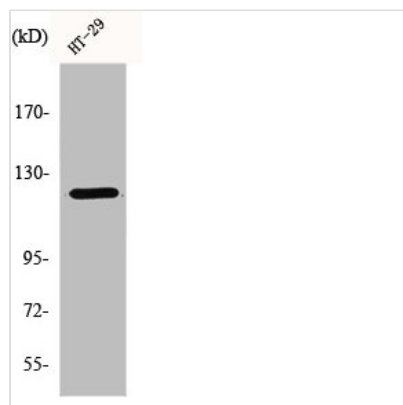




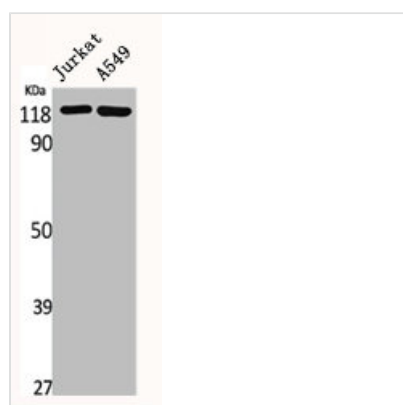
TUBGCP5 Antibody

Product Code	CSB-PA002663
Storage	Upon receipt, store at -20°C or -80°C. Avoid repeated freeze.
Uniprot No.	Q96RT8
Immunogen	Synthesized peptide derived from the Internal region of Human GCP5.
Raised In	Rabbit
Species Reactivity	Human,Mouse,Rat
Tested Applications	WB, IHC, ELISA; WB:1:500-1:2000, IHC:1:100-1:300, ELISA:1:20000
Form	Liquid
Conjugate	Non-conjugated
Storage Buffer	Liquid in PBS containing 50% glycerol, 0.5% BSA and 0.02% sodium azide.
Purification Method	The antibody was affinity-purified from rabbit antiserum by affinity-chromatography using epitope-specific immunogen.
Isotype	IgG
Alias	TUBGCP5; GCP5; KIAA1899; Gamma-tubulin complex component 5; GCP-5
Immunogen Species	Homo sapiens (Human)
Target Names	TUBGCP5

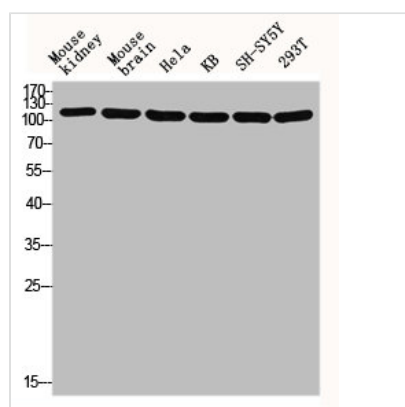
Image



Western Blot analysis of 293 cells using GCP5 Polyclonal Antibody



Western Blot analysis of Jurkat A549 cells using GCP5 Polyclonal Antibody



Western blot analysis of Mouse-kidney mouse-brain HELA KB SH-SY5Y 293T lysis using GCP5 antibody.