




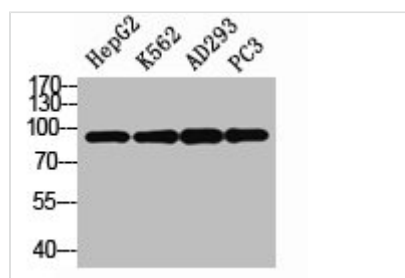
STAT3 Antibody

Product Code	CSB-PA004173
Storage	Upon receipt, store at -20°C or -80°C. Avoid repeated freeze.
Uniprot No.	P40763
Immunogen	Synthesized peptide derived from Human Stat3 around the non-phosphorylation site of Y705.
Raised In	Rabbit
Species Reactivity	Human,Mouse,Rat
Tested Applications	WB, IHC, ELISA; WB:1:500-1:2000, IHC:1:100-1:300, ELISA:1:5000
Form	Liquid
Conjugate	Non-conjugated
Storage Buffer	Liquid in PBS containing 50% glycerol, 0.5% BSA and 0.02% sodium azide.
Purification Method	The antibody was affinity-purified from rabbit antiserum by affinity-chromatography using epitope-specific immunogen.
Isotype	IgG
Alias	STAT3; APRF; Signal transducer and activator of transcription 3; Acute-phase response factor
Immunogen Species	Homo sapiens (Human)
Target Names	STAT3

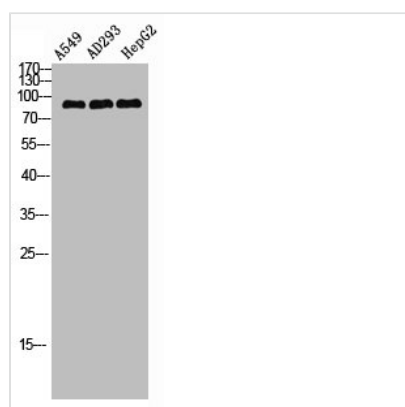
Image



Western Blot analysis of HeLa cells using Stat3 Polyclonal Antibody



Western Blot analysis of HepG2 K562 AD293 PC3 cells using Stat3 Polyclonal Antibody



Western Blot analysis of A549 AD293 HEPG2 using Stat3 Polyclonal Antibody.