




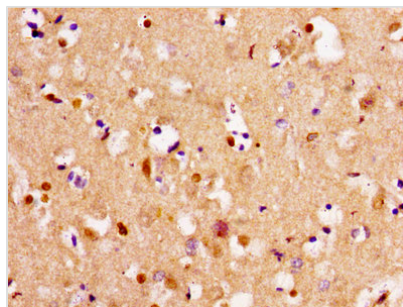
TPMT Antibody

Product Code	CSB-PA00585A0Rb
Storage	Upon receipt, store at -20°C or -80°C. Avoid repeated freeze.
Uniprot No.	P51580
Immunogen	Recombinant Human Thiopurine S-methyltransferase protein (4-244AA)
Raised In	Rabbit
Species Reactivity	Human
Tested Applications	ELISA, WB, IHC, IP; Recommended dilution: WB:1:1000-1:5000, IHC:1:20-1:200, IP:1:200-1:2000
Form	Liquid
Conjugate	Non-conjugated
Storage Buffer	Preservative: 0.03% Proclin 300 Constituents: 50% Glycerol, 0.01M PBS, PH 7.4
Purification Method	>95%, Protein G purified
Isotype	IgG
Clonality	Polyclonal
Alias	Thiopurine S-methyltransferase (EC 2.1.1.67) (Thiopurine methyltransferase), TPMT
Immunogen Species	Homo sapiens (Human)
Research Area	Signal Transduction
Target Names	TPMT

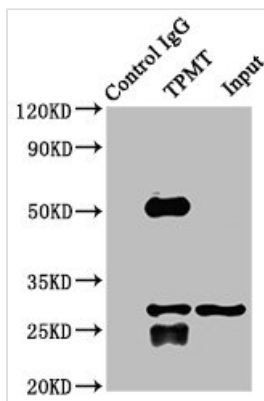
Image



Western blot
 All lanes: TPMT antibody at 2µg/ml
 Lane 1: EC109 whole cell lysate
 Lane 2: 293T whole cell lysate
 Secondary
 Goat polyclonal to rabbit IgG at 1/15000 dilution
 Predicted band size: 29 kDa
 Observed band size: 29 kDa



Immunohistochemistry of paraffin-embedded human brain tissue using CSB-PA00585A0Rb at dilution of 1:100



Immunoprecipitating TPMT in K562 whole cell lysate

Lane 1: Rabbit control IgG instead of CSB-PA00585A0Rb in K562 whole cell lysate. For western blotting, a HRP-conjugated Protein G antibody was used as the secondary antibody (1/2000)

Lane 2: CSB-PA00585A0Rb (8μg) + K562 whole cell lysate (500μg)

Lane 3: K562 whole cell lysate (10μg)