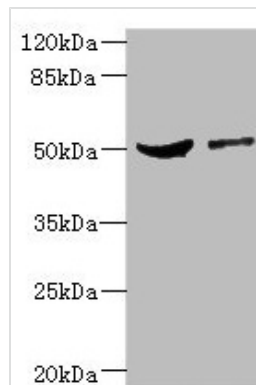




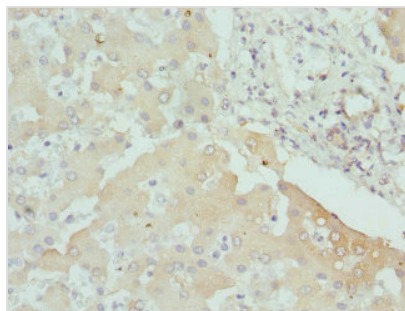
CPN1 Antibody

Product Code	CSB-PA005898ESR2HU
Storage	Upon receipt, store at -20°C or -80°C. Avoid repeated freeze.
Uniprot No.	P15169
Immunogen	Recombinant Human Carboxypeptidase N catalytic chain protein (209-458AA)
Raised In	Rabbit
Species Reactivity	Human, Mouse
Tested Applications	ELISA, WB, IHC; Recommended dilution: WB:1:1000-1:5000, IHC:1:20-1:200
Form	Liquid
Conjugate	Non-conjugated
Storage Buffer	PBS with 0.02% sodium azide, 50% glycerol, pH7.3.
Purification Method	Antigen Affinity Purified
Isotype	IgG
Clonality	Polyclonal
Alias	Carboxypeptidase N catalytic chain (CPN) (EC 3.4.17.3) (Anaphylatoxin inactivator) (Arginine carboxypeptidase) (Carboxypeptidase N polypeptide 1) (Carboxypeptidase N small subunit) (Kininase-1) (Lysine carboxypeptidase) (Plasma carboxypeptidase B) (Serum carboxypeptidase N) (SCPN), CPN1, ACBP
Immunogen Species	Homo sapiens (Human)
Research Area	Cell Biology
Target Names	CPN1

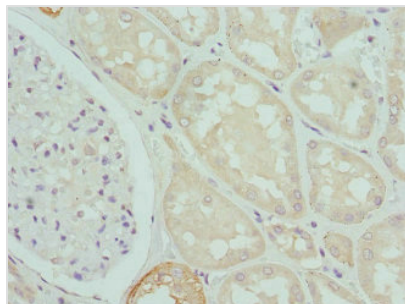
Image



Western blot
 All lanes: CPN1 antibody at 6.19µg/ml
 Lane 1: Mouse liver tissue
 Lane 2: MCF-7 whole cell lysate
 Secondary
 Goat polyclonal to rabbit IgG at 1/10000 dilution
 Predicted band size: 52 kDa
 Observed band size: 52 kDa



Immunohistochemistry of paraffin-embedded human liver tissue using CSB-PA005898ESR2HU at dilution of 1:100



Immunohistochemistry of paraffin-embedded human kidney tissue using CSB-PA005898ESR2HU at dilution of 1:100