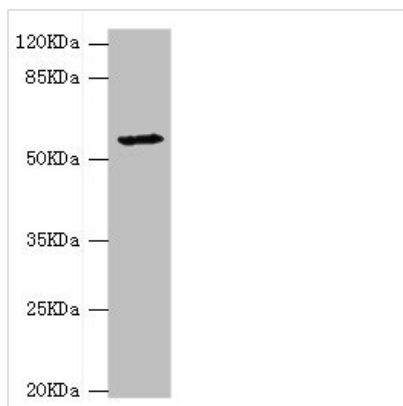




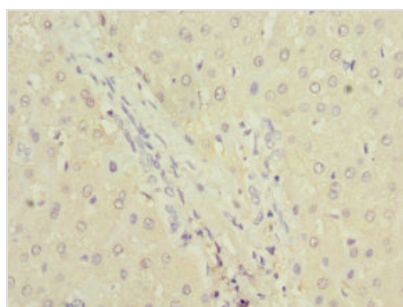
DPYS Antibody

Product Code	CSB-PA007169ESR2HU
Storage	Upon receipt, store at -20°C or -80°C. Avoid repeated freeze.
Uniprot No.	Q14117
Immunogen	Recombinant Human Dihydropyrimidinase protein (250-519AA)
Raised In	Rabbit
Species Reactivity	Human, Mouse
Tested Applications	ELISA, WB, IHC; Recommended dilution: WB:1:1000-1:5000, IHC:1:20-1:200
Form	Liquid
Conjugate	Non-conjugated
Storage Buffer	PBS with 0.02% sodium azide, 50% glycerol, pH7.3.
Purification Method	Antigen Affinity Purified
Isotype	IgG
Clonality	Polyclonal
Alias	Dihydropyrimidinase (DHP) (DHPase) (EC 3.5.2.2) (Dihydropyrimidine amidohydrolase) (Hydantoinase), DPYS
Immunogen Species	Homo sapiens (Human)
Research Area	Epigenetics and Nuclear Signaling
Target Names	DPYS

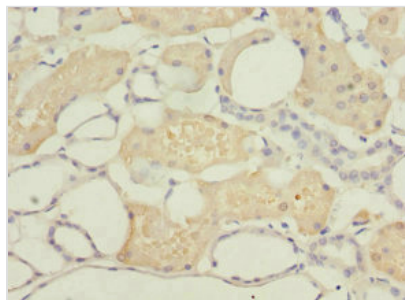
Image



Western blot
All lanes: DPYS antibody at 1.34μg/ml + Mouse liver tissue
Secondary
Goat polyclonal to rabbit IgG at 1/10000 dilution
Predicted band size: 57 kDa
Observed band size: 57 kDa



Immunohistochemistry of paraffin-embedded human liver tissue using CSB-PA007169ESR2HU at dilution of 1:100



Immunohistochemistry of paraffin-embedded human kidney tissue using CSB-PA007169ESR2HU at dilution of 1:100