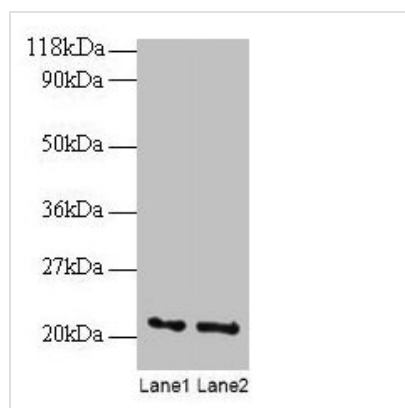




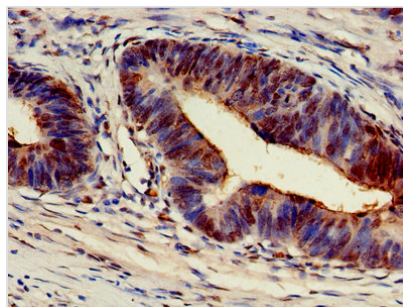
ARF4 Antibody

Product Code	CSB-PA00915A0Rb
Storage	Upon receipt, store at -20°C or -80°C. Avoid repeated freeze.
Uniprot No.	P18085
Immunogen	Recombinant Human ADP-ribosylation factor 4 protein (1-180AA)
Raised In	Rabbit
Species Reactivity	Human
Tested Applications	ELISA, WB, IHC; Recommended dilution: WB:1:500-1:5000, IHC:1:20-1:200
Form	Liquid
Conjugate	Non-conjugated
Storage Buffer	Preservative: 0.03% Proclin 300 Constituents: 50% Glycerol, 0.01M PBS, PH 7.4
Purification Method	>95%, Protein G purified
Isotype	IgG
Clonality	Polyclonal
Alias	ADP-ribosylation factor 4, ARF4, ARF2
Immunogen Species	Homo sapiens (Human)
Research Area	Signal Transduction
Target Names	ARF4

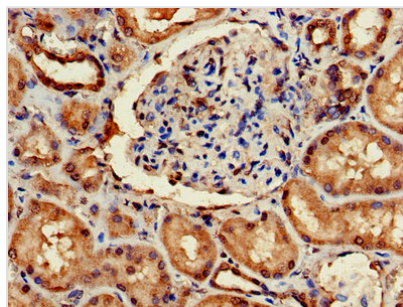
Image



Western blot
 All lanes: ARF4 antibody at 2µg/ml
 Lane 1: EC109 whole cell lysate
 Lane 2: 293T whole cell lysate
 Secondary
 Goat polyclonal to rabbit IgG at 1/15000 dilution
 Predicted band size: 21 kDa
 Observed band size: 21 kDa



Immunohistochemistry of paraffin-embedded human colon cancer using CSB-PA00915A0Rb at dilution of 1:100



Immunohistochemistry of paraffin-embedded human kidney tissue using CSB-PA00915A0Rb at dilution of 1:100