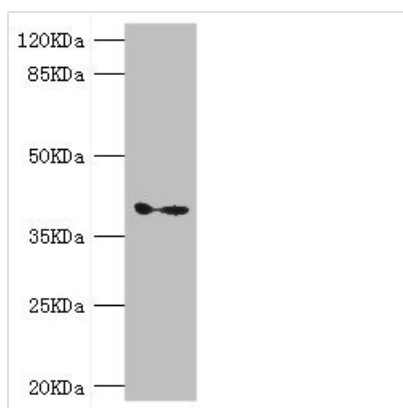




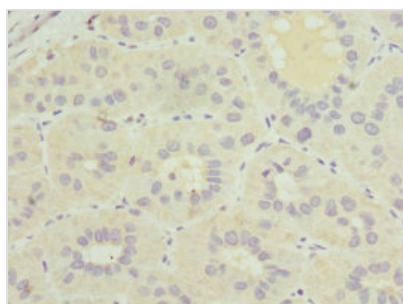
GDAP1 Antibody

Product Code	CSB-PA009338ESR2HU
Storage	Upon receipt, store at -20°C or -80°C. Avoid repeated freeze.
Uniprot No.	Q8TB36
Immunogen	Recombinant Human Ganglioside-induced differentiation-associated protein 1 protein (1-225AA)
Raised In	Rabbit
Species Reactivity	Human, Mouse
Tested Applications	ELISA, WB, IHC; Recommended dilution: WB:1:1000-1:5000, IHC:1:20-1:200
Form	Liquid
Conjugate	Non-conjugated
Storage Buffer	PBS with 0.02% sodium azide, 50% glycerol, pH7.3.
Purification Method	Antigen Affinity Purified
Isotype	IgG
Clonality	Polyclonal
Alias	Ganglioside-induced differentiation-associated protein 1 (GDAP1), GDAP1
Immunogen Species	Homo sapiens (Human)
Research Area	Neuroscience
Target Names	GDAP1

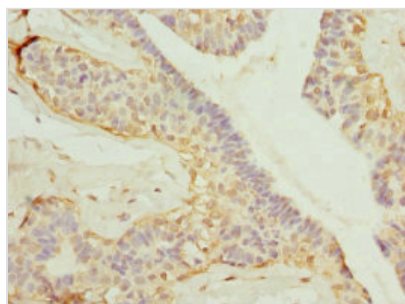
Image



Western blot
All lanes: GDAP1 antibody at 1.11μg/ml + Mouse brain tissue
Secondary
Goat polyclonal to rabbit IgG at 1/10000 dilution
Predicted band size: 42, 34 kDa
Observed band size: 42 kDa



Immunohistochemistry of paraffin-embedded human liver cancer using CSB-PA009338ESR2HU at dilution of 1:100



Immunohistochemistry of paraffin-embedded human breast cancer using CSB-PA009338ESR2HU at dilution of 1:100