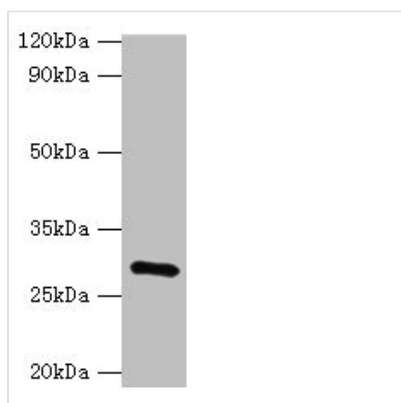




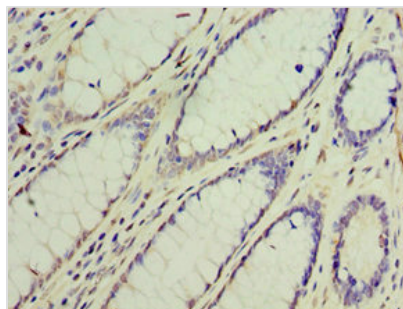
GOSR1 Antibody

Product Code	CSB-PA009677ESR2HU
Storage	Upon receipt, store at -20°C or -80°C. Avoid repeated freeze.
Uniprot No.	O95249
Immunogen	Recombinant Human Golgi SNAP receptor complex member 1 protein (1-115AA)
Raised In	Rabbit
Species Reactivity	Human, Mouse
Tested Applications	ELISA, WB, IHC; Recommended dilution: WB:1:500-1:2000, IHC:1:20-1:200
Form	Liquid
Conjugate	Non-conjugated
Storage Buffer	PBS with 0.02% sodium azide, 50% glycerol, pH7.3.
Purification Method	Antigen Affinity Purified
Isotype	IgG
Clonality	Polyclonal
Alias	Golgi SNAP receptor complex member 1 (28 kDa Golgi SNARE protein) (28 kDa cis-Golgi SNARE p28) (GOS-28), GOSR1, GS28
Immunogen Species	Homo sapiens (Human)
Research Area	Neuroscience
Target Names	GOSR1

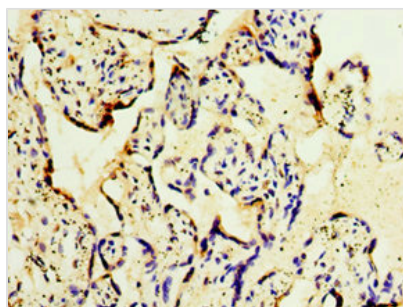
Image



Western blot
 All lanes: GOSR1 antibody at 16µg/ml + Mouse liver tissue
 Secondary
 Goat polyclonal to rabbit IgG at 1/10000 dilution
 Predicted band size: 29, 22 kDa
 Observed band size: 29 kDa



Immunohistochemistry of paraffin-embedded human colon cancer using CSB-PA009677ESR2HU at dilution of 1:100



Immunohistochemistry of paraffin-embedded human placenta tissue using CSB-PA009677ESR2HU at dilution of 1:100