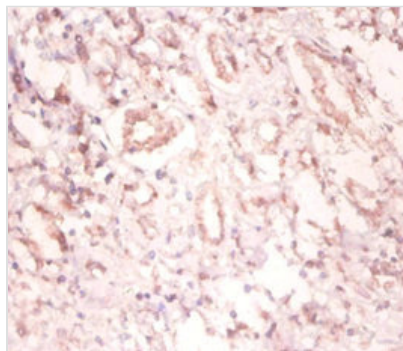




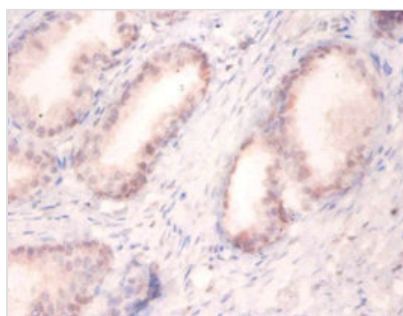
SNRPA Antibody

Product Code	CSB-PA00974A0Rb
Storage	Upon receipt, store at -20°C or -80°C. Avoid repeated freeze.
Uniprot No.	P09012
Immunogen	Recombinant Human U1 small nuclear ribonucleoprotein A protein (8-278AA)
Raised In	Rabbit
Species Reactivity	Human, Mouse
Tested Applications	ELISA, WB, IHC, IF; Recommended dilution: WB:1:500-1:2000, IHC:1:20-1:200, IF:1:50-1:200
Form	Liquid
Conjugate	Non-conjugated
Storage Buffer	Preservative: 0.03% Proclin 300 Constituents: 50% Glycerol, 0.01M PBS, PH 7.4
Purification Method	>95%, Protein G purified
Isotype	IgG
Clonality	Polyclonal
Alias	U1 small nuclear ribonucleoprotein A (U1 snRNP A) (U1-A) (U1A), SNRPA
Immunogen Species	Homo sapiens (Human)
Research Area	Epigenetics and Nuclear Signaling
Target Names	SNRPA

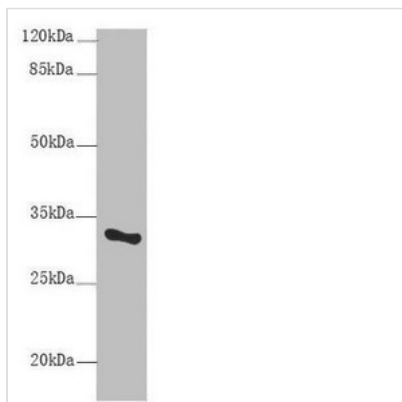
Image



Immunohistochemistry of paraffin-embedded human kidney tissue using CSB-PA00974A0Rb at dilution of 1:100



Immunohistochemistry of paraffin-embedded human prostate tissue using CSB-PA00974A0Rb at dilution of 1:100


Western blot

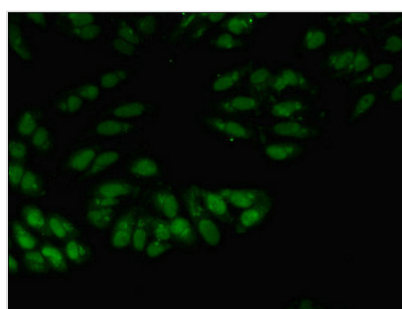
All lanes: SNRPA antibody at 9μg/ml + Mouse liver tissue

Secondary

Goat polyclonal to rabbit IgG at 1/10000 dilution

Predicted band size: 31 kDa

Observed band size: 31 kDa



Immunofluorescent analysis of HeLa cells using CSB-PA00974A0Rb at dilution of 1:100 and Alexa Fluor 488-conjugated AffiniPure Goat Anti-Rabbit IgG(H+L)