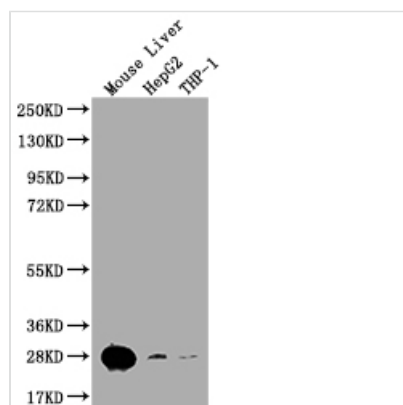




HMGB1 Antibody

Product Code	CSB-PA010553YA01HU
Storage	Upon receipt, store at -20°C or -80°C. Avoid repeated freeze.
Uniprot No.	P09429
Immunogen	Recombinant Human High mobility group protein B1 protein (2-215AA)
Raised In	Rabbit
Species Reactivity	Human, Mouse
Tested Applications	ELISA, WB, IHC, IF; Recommended dilution: WB:1:500-1:5000, IHC:1:20-1:200, IF:1:50-1:200
Form	Liquid
Conjugate	Non-conjugated
Storage Buffer	Preservative: 0.03% Proclin 300 Constituents: 50% Glycerol, 0.01M PBS, PH 7.4
Purification Method	>95%, Protein G purified
Isotype	IgG
Clonality	Polyclonal
Product Type	Polyclonal Antibody
Immunogen Species	Homo sapiens (Human)
Research Area	Epigenetics and Nuclear Signaling
Target Names	HMGB1

Image



Western Blot

Positive WB detected in: Mouse liver tissue, HepG2 whole cell lysate, THP-1 whole cell lysate

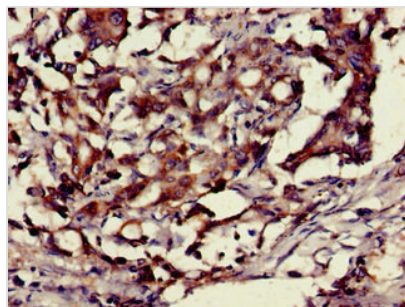
All lanes: HMGB1 antibody at 1:1000

Secondary

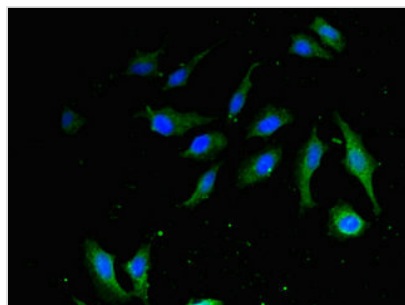
Goat polyclonal to rabbit IgG at 1/50000 dilution

Predicted band size: 25 kDa

Observed band size: 25 kDa



Immunohistochemistry of paraffin-embedded human gastric cancer using CSB-PA010553YA01HU at dilution of 1:100



Immunofluorescent analysis of Hela cells using CSB-PA010553YA01HU at dilution of 1:100 and Alexa Fluor 488-conjugated AffiniPure Goat Anti-Rabbit IgG(H+L)