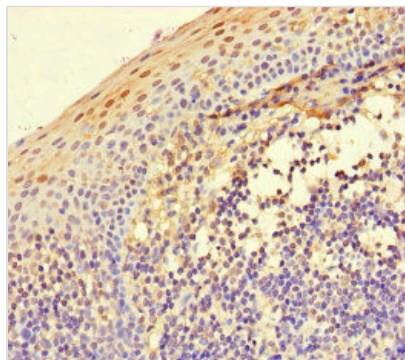




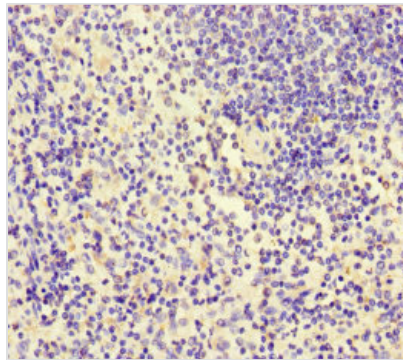
ITGA4 Antibody

| | |
|----------------------------|---|
| Product Code | CSB-PA011867LA01HU |
| Storage | Upon receipt, store at -20°C or -80°C. Avoid repeated freeze. |
| Uniprot No. | P13612 |
| Immunogen | Recombinant Human Integrin alpha-4 protein (376-558AA) |
| Raised In | Rabbit |
| Species Reactivity | Human |
| Tested Applications | ELISA, IHC, IF; Recommended dilution: IHC:1:20-1:200, IF:1:50-1:200 |
| Form | Liquid |
| Conjugate | Non-conjugated |
| Storage Buffer | Preservative: 0.03% Proclin 300 Constituents: 50% Glycerol, 0.01M PBS, PH 7.4 |
| Purification Method | >95%, Protein G purified |
| Isotype | IgG |
| Clonality | Polyclonal |
| Alias | Integrin alpha-4 (CD49 antigen-like family member D) (Integrin alpha-IV) (VLA-4 subunit alpha) (CD antigen CD49d), ITGA4, CD49D |
| Immunogen Species | Homo sapiens (Human) |
| Research Area | Immunology |
| Target Names | ITGA4 |

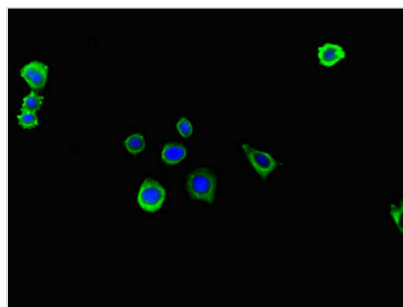
Image



Immunohistochemistry of paraffin-embedded human tonsil tissue using CSB-PA011867LA01HU at dilution of 1:100



Immunohistochemistry of paraffin-embedded human spleen tissue using CSB-PA011867LA01HU at dilution of 1:100



Immunofluorescent analysis of HepG2 cells using CSB-PA011867LA01HU at dilution of 1:100 and Alexa Fluor 488-conjugated AffiniPure Goat Anti-Rabbit IgG(H+L)