




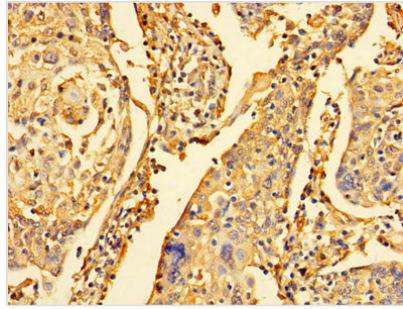
DYNLL1 Antibody

Product Code	CSB-PA01284A0Rb
Storage	Upon receipt, store at -20°C or -80°C. Avoid repeated freeze.
Uniprot No.	P63167
Immunogen	Recombinant Human Dynein light chain 1, cytoplasmic protein (1-89AA)
Raised In	Rabbit
Species Reactivity	Human
Tested Applications	ELISA, WB, IHC, IF; Recommended dilution: WB:1:500-1:5000, IHC:1:20-1:200, IF:1:50-1:200
Form	Liquid
Conjugate	Non-conjugated
Storage Buffer	Preservative: 0.03% Proclin 300 Constituents: 50% Glycerol, 0.01M PBS, PH 7.4
Purification Method	>95%, Protein G purified
Isotype	IgG
Clonality	Polyclonal
Alias	Dynein light chain 1, cytoplasmic (8 kDa dynein light chain) (DLC8) (Dynein light chain LC8-type 1) (Protein inhibitor of neuronal nitric oxide synthase) (PIN), DYNLL1, DLC1 DNCL1 DNCLC1 HDLC1
Immunogen Species	Homo sapiens (Human)
Research Area	Others
Target Names	DYNLL1

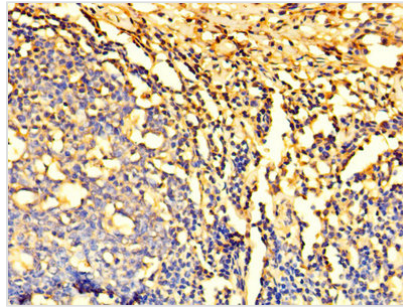
Image



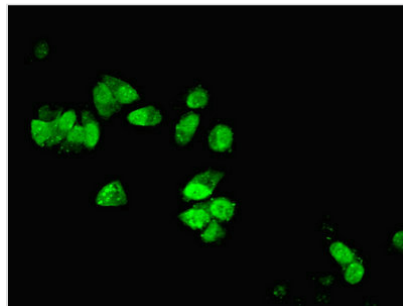
Western blot
All lanes: DYNLL1 antibody at 2µg/ml + EC109 whole cell lysate
Secondary
Goat polyclonal to rabbit IgG at 1/15000 dilution
Predicted band size: 11 kDa
Observed band size: 11 kDa



Immunohistochemistry of paraffin-embedded human cervical cancer using CSB-PA01284A0Rb at dilution of 1:100



Immunohistochemistry of paraffin-embedded human tonsil tissue using CSB-PA01284A0Rb at dilution of 1:100



Immunofluorescent analysis of MCF-7 cells using CSB-PA01284A0Rb at dilution of 1:100 and Alexa Fluor 488-conjugated AffiniPure Goat Anti-Rabbit IgG(H+L)