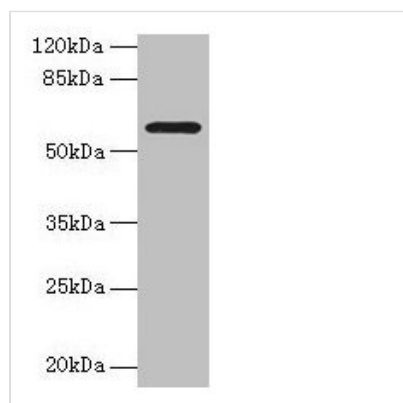




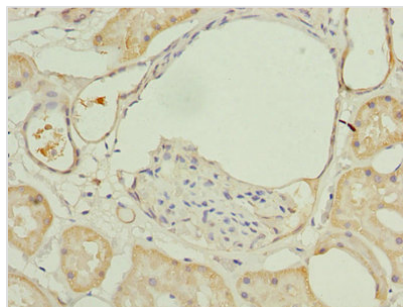
MAOA Antibody

Product Code	CSB-PA013398LA01HU
Storage	Upon receipt, store at -20°C or -80°C. Avoid repeated freeze.
Uniprot No.	P21397
Immunogen	Recombinant Human Amine oxidase [flavin-containing] A protein (1-300AA)
Raised In	Rabbit
Species Reactivity	Human
Tested Applications	ELISA, WB, IHC; Recommended dilution: WB:1:500-1:2000, IHC:1:20-1:200
Form	Liquid
Conjugate	Non-conjugated
Storage Buffer	Preservative: 0.03% Proclin 300 Constituents: 50% Glycerol, 0.01M PBS, PH 7.4
Purification Method	Antigen Affinity Purified
Isotype	IgG
Clonality	Polyclonal
Alias	Amine oxidase [flavin-containing] A (EC 1.4.3.4) (Monoamine oxidase type A) (MAO-A), MAOA
Immunogen Species	Homo sapiens (Human)
Research Area	Neuroscience
Target Names	MAOA

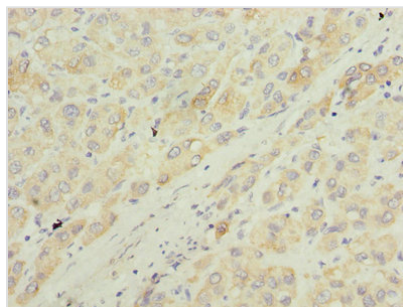
Image



Western blot
All lanes: MAOA antibody at 1µg/ml + HepG2 whole cell lysate
Secondary
Goat polyclonal to rabbit IgG at 1/10000 dilution
Predicted band size: 60, 45 kDa
Observed band size: 60 kDa



Immunohistochemistry of paraffin-embedded human kidney tissue using CSB-PA013398LA01HU at dilution of 1:100



Immunohistochemistry of paraffin-embedded human liver cancer using CSB-PA013398LA01HU at dilution of 1:100