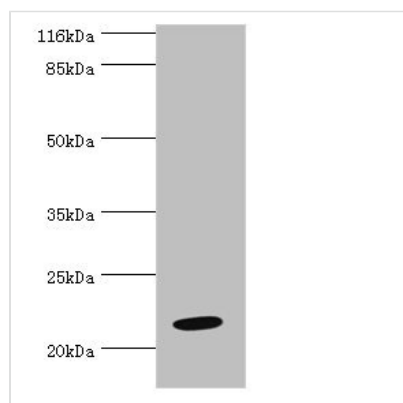




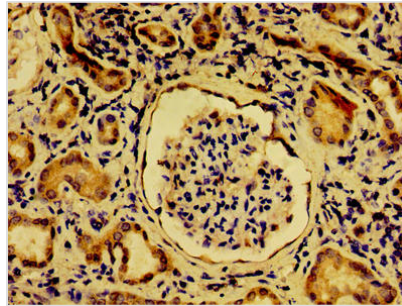
NME6 Antibody

Product Code	CSB-PA015891LA01HU
Storage	Upon receipt, store at -20°C or -80°C. Avoid repeated freeze.
Uniprot No.	O75414
Immunogen	Recombinant Human Nucleoside diphosphate kinase 6 protein (1-186AA)
Raised In	Rabbit
Species Reactivity	Human
Tested Applications	ELISA, WB, IHC; Recommended dilution: WB:1:500-1:5000, IHC:1:20-1:200
Form	Liquid
Conjugate	Non-conjugated
Storage Buffer	Preservative: 0.03% Proclin 300 Constituents: 50% Glycerol, 0.01M PBS, PH 7.4
Purification Method	>95%, Protein G purified
Isotype	IgG
Clonality	Polyclonal
Alias	Nucleoside diphosphate kinase 6 (NDK 6) (NDP kinase 6) (EC 2.7.4.6) (Inhibitor of p53-induced apoptosis-alpha) (IPIA-alpha) (nm23-H6), NME6
Immunogen Species	Homo sapiens (Human)
Research Area	Cell Biology
Target Names	NME6

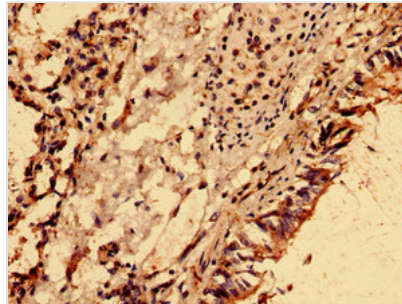
Image



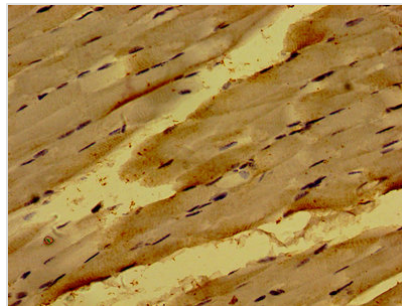
Western blot
All lanes: NME6 antibody at 2µg/ml + HeLa whole cell lysate
Secondary
Goat polyclonal to rabbit IgG at 1/10000 dilution
Predicted band size: 22, 14, 19 kDa
Observed band size: 22 kDa



Immunohistochemistry of paraffin-embedded human kidney tissue using CSB-PA015891LA01HU at dilution of 1:100



Immunohistochemistry analysis of human lung cancer using CSB-PA015891LA01HU at dilution of 1:100



Immunohistochemistry of paraffin-embedded human skeletal muscle tissue using CSB-PA015891LA01HU at dilution of 1:100