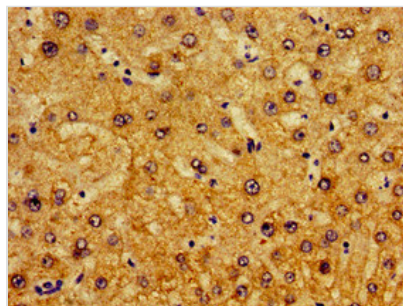




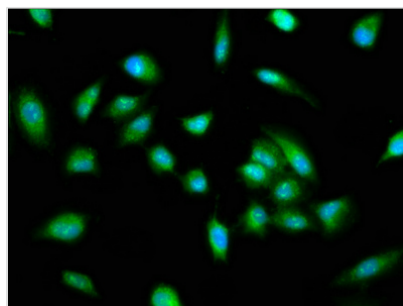
PIR Antibody

Product Code	CSB-PA018032LA01HU
Storage	Upon receipt, store at -20°C or -80°C. Avoid repeated freeze.
Uniprot No.	O00625
Immunogen	Recombinant Human Pirin protein (1-290AA)
Raised In	Rabbit
Species Reactivity	Human
Tested Applications	ELISA, IHC, IF; Recommended dilution: IHC:1:20-1:200, IF:1:50-1:200
Form	Liquid
Conjugate	Non-conjugated
Storage Buffer	Preservative: 0.03% Proclin 300 Constituents: 50% Glycerol, 0.01M PBS, pH 7.4
Purification Method	>95%, Protein G purified
Isotype	IgG
Clonality	Polyclonal
Alias	Pirin (EC 1.13.11.24) (Probable quercetin 2,3-dioxygenase PIR) (Probable quercetinase), PIR
Immunogen Species	Homo sapiens (Human)
Research Area	Tags & Cell Markers
Target Names	PIR

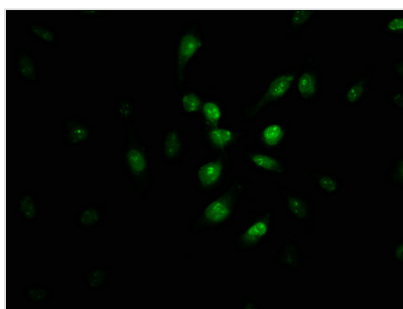
Image



Immunohistochemistry of paraffin-embedded human liver tissue using CSB-PA018032LA01HU at dilution of 1:100



Immunofluorescence staining of HeLa cells with CSB-PA018032LA01HU at 1:100, counter-stained with DAPI. The cells were fixed in 4% formaldehyde, permeabilized using 0.2% Triton X-100 and blocked in 10% normal Goat Serum. The cells were then incubated with the antibody overnight at 4°C. The secondary antibody was Alexa Fluor 488-conjugated AffiniPure Goat Anti-Rabbit IgG(H+L).



Immunofluorescence staining of U251 cells with CSB-PA018032LA01HU at 1:100, counter-stained with DAPI. The cells were fixed in 4% formaldehyde, permeabilized using 0.2% Triton X-100 and blocked in 10% normal Goat Serum. The cells were then incubated with the antibody overnight at 4°C. The secondary antibody was Alexa Fluor 488-conjugated AffiniPure Goat Anti-Rabbit IgG(H+L).