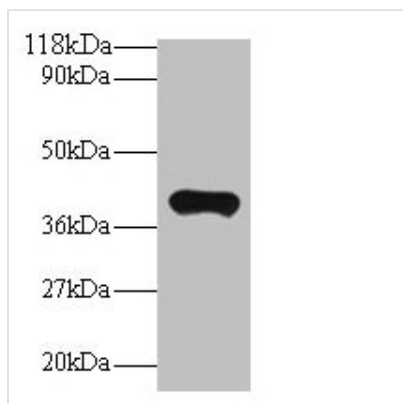




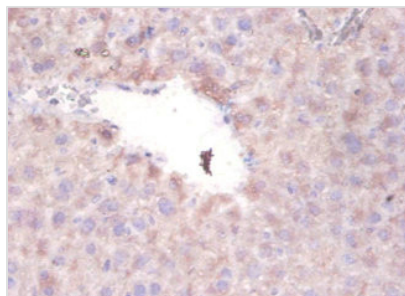
PON1 Antibody

Product Code	CSB-PA018369EA01HU
Storage	Upon receipt, store at -20°C or -80°C. Avoid repeated freeze.
Uniprot No.	P27169
Immunogen	Recombinant Human Serum paraoxonase/arylesterase 1 protein (2-355AA)
Raised In	Rabbit
Species Reactivity	Human, Mouse
Tested Applications	ELISA, WB, IHC; Recommended dilution: WB:1:1000-1:5000, IHC:1:20-1:200
Form	Liquid
Conjugate	Non-conjugated
Storage Buffer	Preservative: 0.03% Proclin 300 Constituents: 50% Glycerol, 0.01M PBS, PH 7.4
Purification Method	>95%, Protein G purified
Isotype	IgG
Clonality	Polyclonal
Alias	Serum paraoxonase/arylesterase 1 (PON 1) (EC 3.1.1.2) (EC 3.1.1.81) (EC 3.1.8.1) (Aromatic esterase 1) (A-esterase 1) (K-45) (Serum arylalkylphosphatase 1), PON1, PON
Immunogen Species	Homo sapiens (Human)
Research Area	Neuroscience
Target Names	PON1

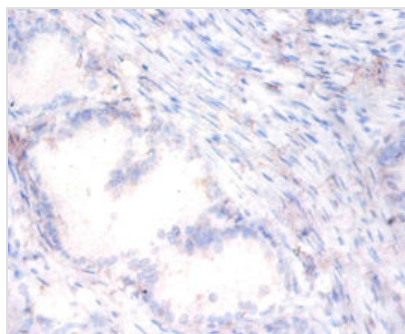
Image



Western blot
All lanes: PON1 antibody at 2µg/ml + Mouse liver tissue
Secondary
Goat polyclonal to rabbit IgG at 1/10000 dilution
Predicted band size: 40 kDa
Observed band size: 40 kDa



Immunohistochemistry of paraffin-embedded mouse liver tissue using CSB-PA018369EA01HU at dilution of 1:100



Immunohistochemistry of paraffin-embedded human prostate tissue using CSB-PA018369EA01HU at dilution of 1:100