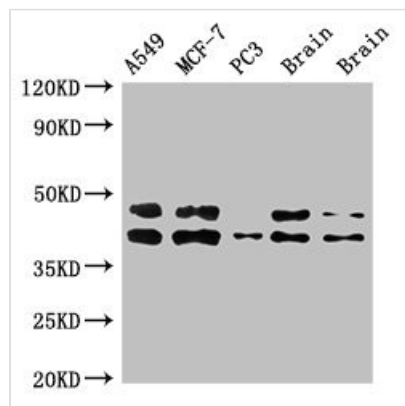




PRKACB Antibody

Product Code	CSB-PA018689LA01HU
Storage	Upon receipt, store at -20°C or -80°C. Avoid repeated freeze.
Uniprot No.	P22694
Immunogen	Recombinant Human cAMP-dependent protein kinase catalytic subunit beta protein (2-53AA)
Raised In	Rabbit
Species Reactivity	Human, Mouse, Rat
Tested Applications	ELISA, WB, IHC, IF; Recommended dilution: WB:1:500-1:5000, IHC:1:20-1:200, IF:1:50-1:200
Form	Liquid
Conjugate	Non-conjugated
Storage Buffer	Preservative: 0.03% Proclin 300 Constituents: 50% Glycerol, 0.01M PBS, pH 7.4
Purification Method	>95%, Protein G purified
Isotype	IgG
Clonality	Polyclonal
Alias	cAMP-dependent protein kinase catalytic subunit beta (PKA C-beta) (EC 2.7.11.11), PRKACB
Immunogen Species	Homo sapiens (Human)
Research Area	Signal Transduction
Target Names	PRKACB

Image



Western Blot

Positive WB detected in: A549 whole cell lysate, MCF-7 whole cell lysate, PC-3 whole cell lysate, Rat brain tissue, Mouse brain tissue

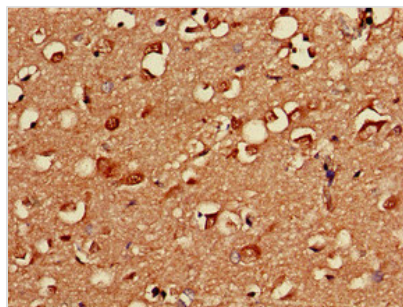
All lanes: PRKACB antibody at 3μg/ml

Secondary

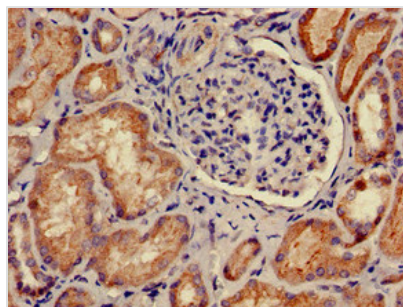
Goat polyclonal to rabbit IgG at 1/50000 dilution

Predicted band size: 41, 47, 40, 42, 30, 37 kDa

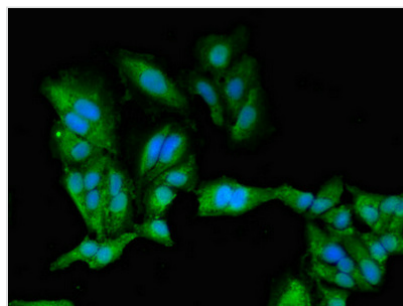
Observed band size: 41, 47 kDa



Immunohistochemistry of paraffin-embedded human brain tissue using CSB-PA018689LA01HU at dilution of 1:100



Immunohistochemistry of paraffin-embedded human kidney tissue using CSB-PA018689LA01HU at dilution of 1:100



Immunofluorescent analysis of Hela cells using CSB-PA018689LA01HU at dilution of 1:100 and Alexa Fluor 488-conjugated AffiniPure Goat Anti-Rabbit IgG(H+L)