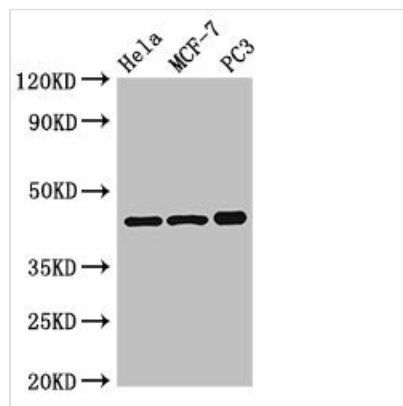




PRKAR2A Antibody

Product Code	CSB-PA018697LA01HU
Storage	Upon receipt, store at -20°C or -80°C. Avoid repeated freeze.
Uniprot No.	P13861
Immunogen	Recombinant Human cAMP-dependent protein kinase type II-alpha regulatory subunit protein (43-205AA)
Raised In	Rabbit
Species Reactivity	Human
Tested Applications	ELISA, WB, IHC, IF; Recommended dilution: WB:1:500-1:5000, IHC:1:20-1:200, IF:1:50-1:200
Form	Liquid
Conjugate	Non-conjugated
Storage Buffer	Preservative: 0.03% Proclin 300 Constituents: 50% Glycerol, 0.01M PBS, pH 7.4
Purification Method	>95%, Protein G purified
Isotype	IgG
Clonality	Polyclonal
Alias	cAMP-dependent protein kinase type II-alpha regulatory subunit, PRKAR2A, PKR2 PRKAR2
Immunogen Species	Homo sapiens (Human)
Research Area	Signal Transduction
Target Names	PRKAR2A

Image



Western Blot

Positive WB detected in: HeLa whole cell lysate, MCF-7 whole cell lysate, PC-3 whole cell lysate

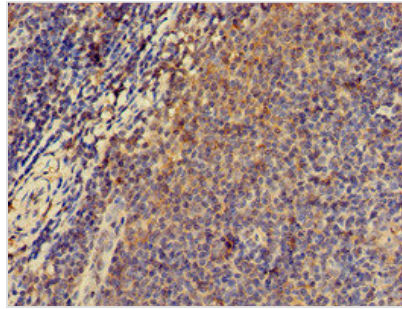
All lanes: PRKAR2A antibody at 2.5µg/ml

Secondary

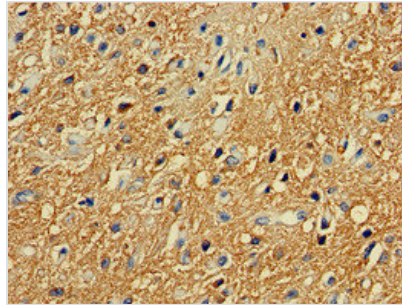
Goat polyclonal to rabbit IgG at 1/50000 dilution

Predicted band size: 46, 44 kDa

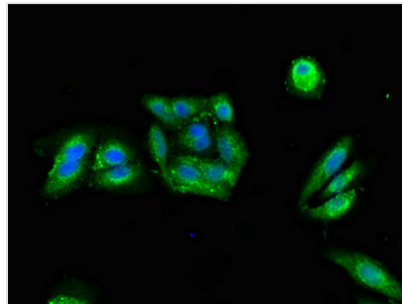
Observed band size: 46 kDa



Immunohistochemistry of paraffin-embedded human lymph node tissue using CSB-PA018697LA01HU at dilution of 1:100



Immunohistochemistry of paraffin-embedded human glioma using CSB-PA018697LA01HU at dilution of 1:100



Immunofluorescent analysis of HepG2 cells using CSB-PA018697LA01HU at dilution of 1:100 and Alexa Fluor 488-conjugated AffiniPure Goat Anti-Rabbit IgG(H+L)