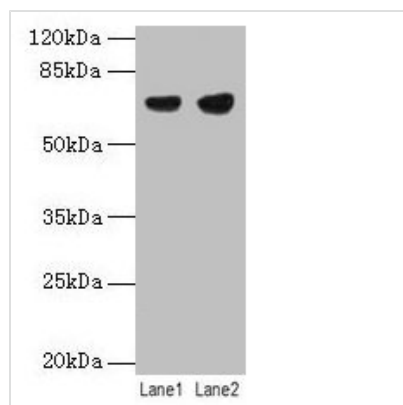




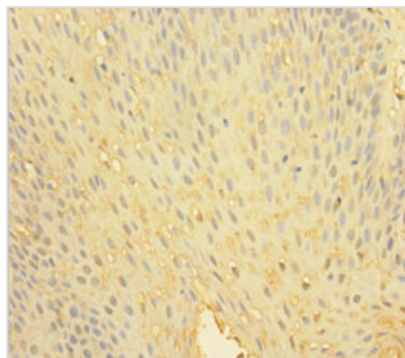
PTPN6 Antibody

Product Code	CSB-PA019043HA01HU
Storage	Upon receipt, store at -20°C or -80°C. Avoid repeated freeze.
Uniprot No.	P29350
Immunogen	Recombinant Human Tyrosine-protein phosphatase non-receptor type 6 protein (1-597AA of Isoform 2)
Raised In	Rabbit
Species Reactivity	Human
Tested Applications	ELISA, WB, IHC, IF; Recommended dilution: WB:1:1000-1:5000, IHC:1:20-1:200, IF:1:50-1:200
Form	Liquid
Conjugate	Non-conjugated
Storage Buffer	Preservative: 0.03% Proclin 300 Constituents: 50% Glycerol, 0.01M PBS, PH 7.4
Purification Method	>95%, Protein G purified
Isotype	IgG
Clonality	Polyclonal
Product Type	Polyclonal Antibody
Immunogen Species	Homo sapiens (Human)
Research Area	Cell Biology
Target Names	PTPN6

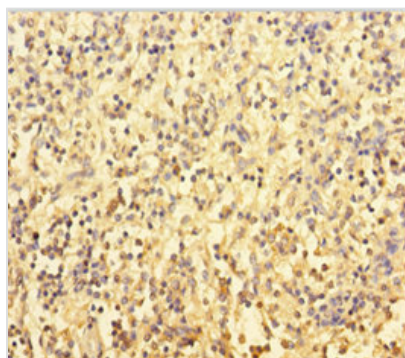
Image



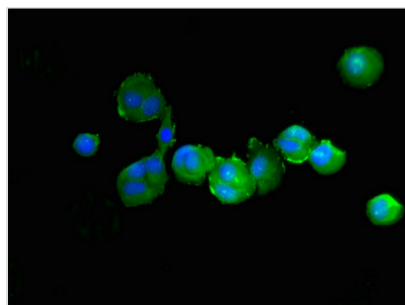
Western blot
 All lanes: PTPN6 antibody at 12µg/ml
 Lane 1: Jurkat whole cell lysate
 Lane 2: Raji whole cell lysate
 Secondary
 Goat polyclonal to rabbit IgG at 1/10000 dilution
 Predicted band size: 68, 64, 71 kDa
 Observed band size: 68 kDa



Immunohistochemistry of paraffin-embedded human tonsil tissue using CSB-PA019043HA01HU at dilution of 1:100



Immunohistochemistry of paraffin-embedded human spleen tissue using CSB-PA019043HA01HU at dilution of 1:100



Immunofluorescent analysis of MCF-7 cells using CSB-PA019043HA01HU at dilution of 1:100 and Alexa Fluor 488-conjugated AffiniPure Goat Anti-Rabbit IgG(H+L)