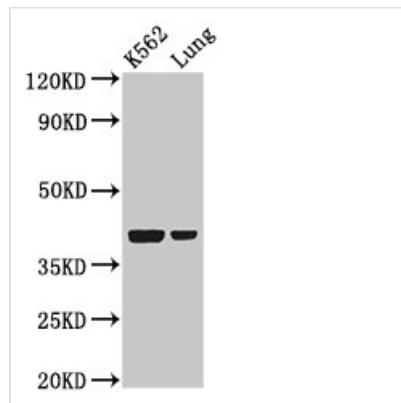




PTX3 Antibody

Product Code	CSB-PA019079LA01HU
Storage	Upon receipt, store at -20°C or -80°C. Avoid repeated freeze.
Uniprot No.	P26022
Immunogen	Recombinant Human Pentraxin-related protein PTX3 protein (99-164AA)
Raised In	Rabbit
Species Reactivity	Human, Rat
Tested Applications	ELISA, WB, IHC, IF; Recommended dilution: WB:1:500-1:5000, IHC:1:20-1:200, IF:1:50-1:200
Form	Liquid
Conjugate	Non-conjugated
Storage Buffer	Preservative: 0.03% Proclin 300 Constituents: 50% Glycerol, 0.01M PBS, pH 7.4
Purification Method	>95%, Protein G purified
Isotype	IgG
Clonality	Polyclonal
Alias	Pentraxin-related protein PTX3 (Pentaxin-related protein PTX3) (Tumor necrosis factor alpha-induced protein 5) (TNF alpha-induced protein 5) (Tumor necrosis factor-inducible gene 14 protein) (TSG-14), PTX3, TNFAIP5 TSG14
Immunogen Species	Homo sapiens (Human)
Research Area	Cardiovascular
Target Names	PTX3

Image



Western Blot

Positive WB detected in: K562 whole cell lysate, Rat lung tissue

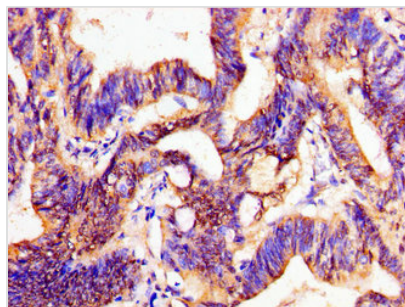
All lanes: PTX3 antibody at 2µg/ml

Secondary

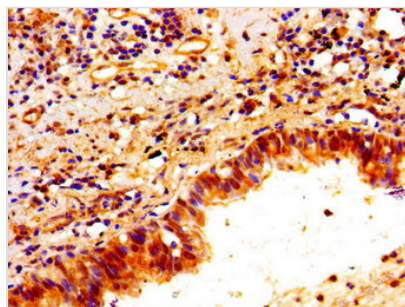
Goat polyclonal to rabbit IgG at 1/50000 dilution

Predicted band size: 42 kDa

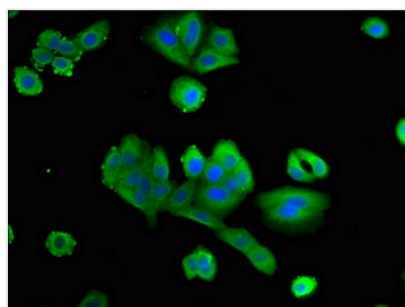
Observed band size: 42 kDa



Immunohistochemistry of paraffin-embedded human colon cancer using CSB-PA019079LA01HU at dilution of 1:100



Immunohistochemistry of paraffin-embedded human lung cancer using CSB-PA019079LA01HU at dilution of 1:100



Immunofluorescent analysis of HepG2 cells using CSB-PA019079LA01HU at dilution of 1:100 and Alexa Fluor 488-conjugated AffiniPure Goat Anti-Rabbit IgG(H+L)