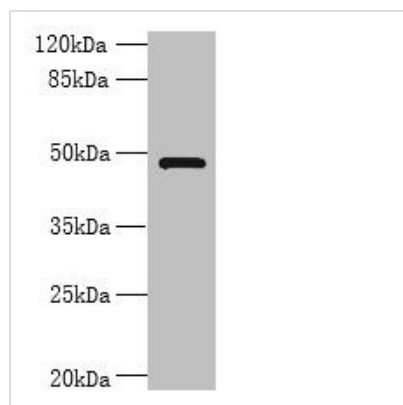




RNF26 Antibody

Product Code	CSB-PA019883LA01HU
Storage	Upon receipt, store at -20°C or -80°C. Avoid repeated freeze.
Uniprot No.	Q9BY78
Immunogen	Recombinant Human E3 ubiquitin-protein ligase RNF26 protein (246-433AA)
Raised In	Rabbit
Species Reactivity	Human
Tested Applications	ELISA, WB, IHC, IF; Recommended dilution: WB:1:500-1:2000, IHC:1:20-1:200, IF:1:50-1:200
Form	Liquid
Conjugate	Non-conjugated
Storage Buffer	Preservative: 0.03% Proclin 300 Constituents: 50% Glycerol, 0.01M PBS, PH 7.4
Purification Method	>95%, Protein G purified
Isotype	IgG
Clonality	Polyclonal
Alias	E3 ubiquitin-protein ligase RNF26 (EC 2.3.2.27) (RING finger protein 26), RNF26
Immunogen Species	Homo sapiens (Human)
Research Area	Others
Target Names	RNF26

Image



Western blot

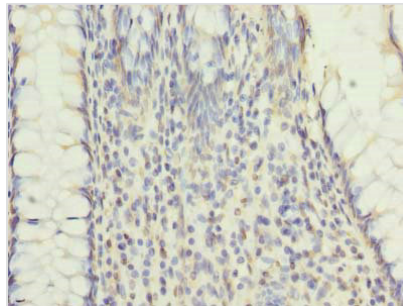
All lanes: RNF26 antibody at 6µg/ml + 293T whole cell lysate

Secondary

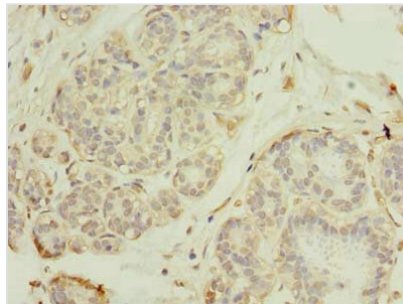
Goat polyclonal to rabbit IgG at 1/10000 dilution

Predicted band size: 48 kDa

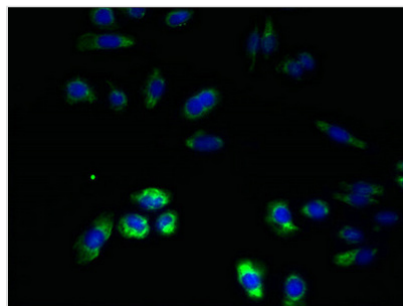
Observed band size: 48 kDa



Immunohistochemistry of paraffin-embedded human colon cancer using CSB-PA019883LA01HU at dilution of 1:100



Immunohistochemistry of paraffin-embedded human breast cancer using CSB-PA019883LA01HU at dilution of 1:100



Immunofluorescent analysis of HepG2 cells using CSB-PA019883LA01HU at dilution of 1:100 and Alexa Fluor 488-conjugated AffiniPure Goat Anti-Rabbit IgG(H+L)