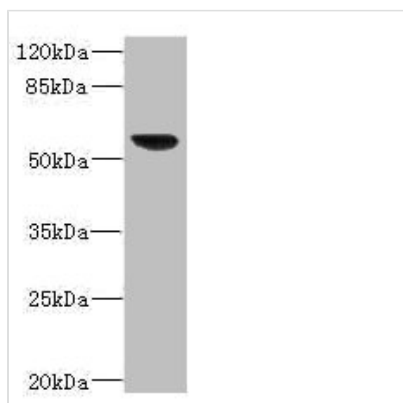




SOAT2 Antibody

Product Code	CSB-PA022386ESR2HU
Storage	Upon receipt, store at -20°C or -80°C. Avoid repeated freeze.
Uniprot No.	O75908
Immunogen	Recombinant Human Sterol O-acyltransferase 2 protein (1-120AA)
Raised In	Rabbit
Species Reactivity	Human
Tested Applications	ELISA, WB, IHC; Recommended dilution: WB:1:1000-1:5000, IHC:1:20-1:200
Form	Liquid
Conjugate	Non-conjugated
Storage Buffer	PBS with 0.02% sodium azide, 50% glycerol, pH7.3.
Purification Method	Antigen Affinity Purified
Isotype	IgG
Clonality	Polyclonal
Alias	Sterol O-acyltransferase 2 (EC 2.3.1.26) (Acyl-coenzyme A:cholesterol acyltransferase 2) (ACAT-2) (Cholesterol acyltransferase 2), SOAT2, ACACT2 ACAT2
Immunogen Species	Homo sapiens (Human)
Research Area	Others
Target Names	SOAT2

Image



Western blot

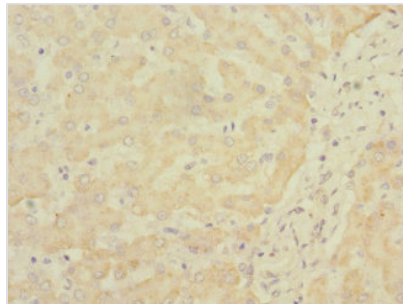
All lanes: SOAT2 antibody IgG at 3.36μg/ml + 293T whole cell lysate

Secondary

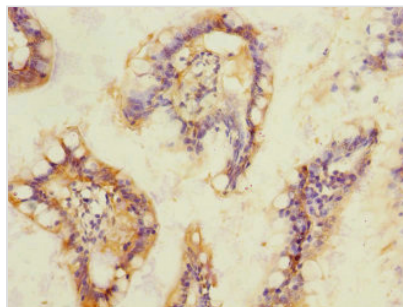
Goat polyclonal to rabbit IgG at 1/10000 dilution

Predicted band size: 60, 58, 51, 35 kDa

Observed band size: 60 kDa



Immunohistochemistry of paraffin-embedded human liver tissue using CSB-PA022386ESR2HU at dilution of 1:100



Immunohistochemistry of paraffin-embedded human small intestine tissue using CSB-PA022386ESR2HU at dilution of 1:100