




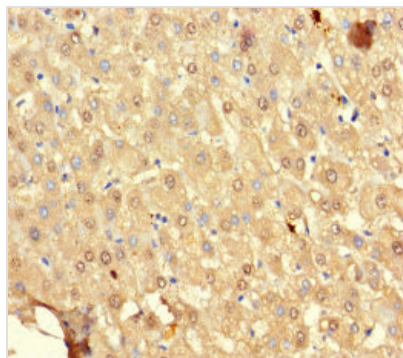
SRP19 Antibody

Product Code	CSB-PA022674HA01HU
Storage	Upon receipt, store at -20°C or -80°C. Avoid repeated freeze.
Uniprot No.	P09132
Immunogen	Recombinant Human Signal recognition particle 19 kDa protein (2-144AA)
Raised In	Rabbit
Species Reactivity	Human
Tested Applications	ELISA, WB, IHC; Recommended dilution: WB:1:1000-1:5000, IHC:1:20-1:200
Form	Liquid
Conjugate	Non-conjugated
Storage Buffer	Preservative: 0.03% Proclin 300 Constituents: 50% Glycerol, 0.01M PBS, PH 7.4
Purification Method	>95%, Protein G purified
Isotype	IgG
Clonality	Polyclonal
Alias	Signal recognition particle 19 kDa protein (SRP19), SRP19
Immunogen Species	Homo sapiens (Human)
Research Area	Signal Transduction
Target Names	SRP19

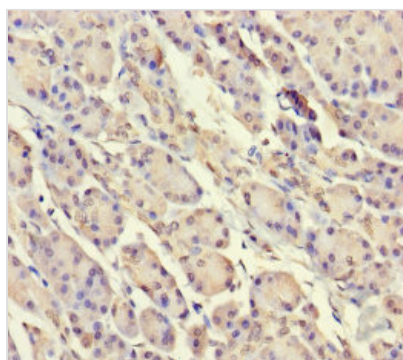
Image



Western blot
 All lanes: SRP19 antibody at 2µg/ml
 Lane 1: Jurkat whole cell lysate
 Lane 2: Hela whole cell lysate
 Secondary
 Goat polyclonal to rabbit IgG at 1/15000 dilution
 Predicted band size: 17, 13, 9 kDa
 Observed band size: 17 kDa



Immunohistochemistry of paraffin-embedded human liver tissue using CSB-PA022674HA01HU at dilution of 1:100



Immunohistochemistry of paraffin-embedded human pancreatic tissue using CSB-PA022674HA01HU at dilution of 1:100