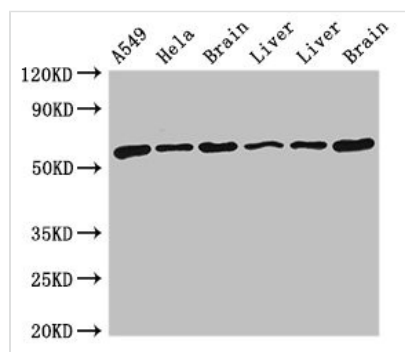




TH Antibody

Product Code	CSB-PA023470LA01HU
Storage	Upon receipt, store at -20°C or -80°C. Avoid repeated freeze.
Uniprot No.	P07101
Immunogen	Recombinant Human Tyrosine 3-monooxygenase protein (2-197AA)
Raised In	Rabbit
Species Reactivity	Human, Mouse, Rat
Tested Applications	ELISA, WB, IHC; Recommended dilution: WB:1:500-1:5000, IHC:1:20-1:200
Form	Liquid
Conjugate	Non-conjugated
Storage Buffer	Preservative: 0.03% Proclin 300 Constituents: 50% Glycerol, 0.01M PBS, pH 7.4
Purification Method	>95%, Protein G purified
Isotype	IgG
Clonality	Polyclonal
Alias	Tyrosine 3-monooxygenase (EC 1.14.16.2) (Tyrosine 3-hydroxylase) (TH), TH, TYH
Immunogen Species	Homo sapiens (Human)
Research Area	Neuroscience
Target Names	TH

Image



Western Blot

Positive WB detected in: A549 whole cell lysate, HeLa whole cell lysate, Rat brain tissue, Rat liver tissue, Mouse liver tissue, Mouse brain tissue

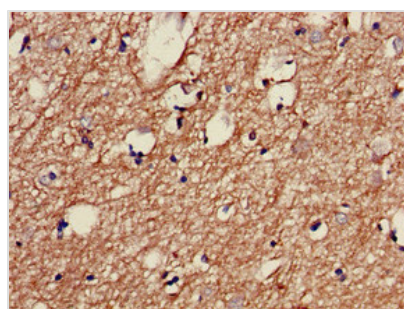
All lanes: TH antibody at 4µg/ml

Secondary

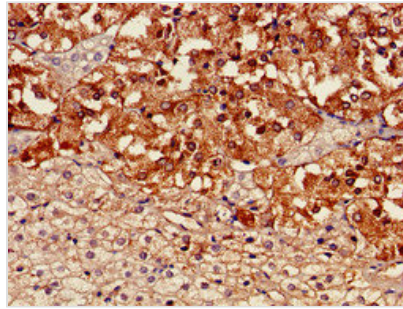
Goat polyclonal to rabbit IgG at 1/50000 dilution

Predicted band size: 59, 56, 57, 46, 45 kDa

Observed band size: 59 kDa



Immunohistochemistry of paraffin-embedded human brain tissue using CSB-PA023470LA01HU at dilution of 1:100



Immunohistochemistry of paraffin-embedded human adrenal gland tissue using CSB-PA023470LA01HU at dilution of 1:100