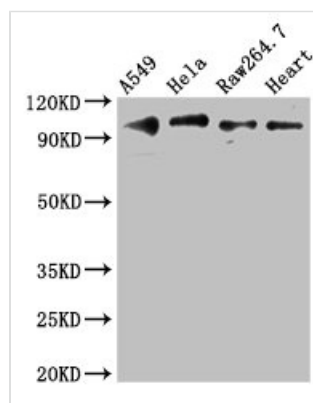




TLR5 Antibody

Product Code	CSB-PA023604LA01HU
Storage	Upon receipt, store at -20°C or -80°C. Avoid repeated freeze.
Uniprot No.	O60602
Immunogen	Recombinant Human Toll-like receptor 5 protein (682-850AA)
Raised In	Rabbit
Species Reactivity	Human, Mouse
Tested Applications	ELISA, WB, IHC, IF; Recommended dilution: WB:1:500-1:5000, IHC:1:20-1:200, IF:1:50-1:200
Form	Liquid
Conjugate	Non-conjugated
Storage Buffer	Preservative: 0.03% Proclin 300 Constituents: 50% Glycerol, 0.01M PBS, PH 7.4
Purification Method	>95%, Protein G purified
Isotype	IgG
Clonality	Polyclonal
Alias	Toll-like receptor 5 (Toll/interleukin-1 receptor-like protein 3), TLR5, TIL3
Immunogen Species	Homo sapiens (Human)
Research Area	Immunology
Target Names	TLR5

Image



Western Blot

Positive WB detected in: A549 whole cell lysate, HeLa whole cell lysate, RAW264.7 whole cell lysate, Mouse heart tissue

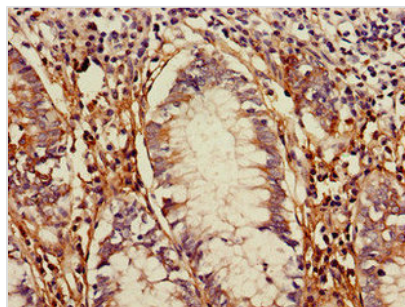
All lanes: TLR5 antibody at 3μg/ml

Secondary

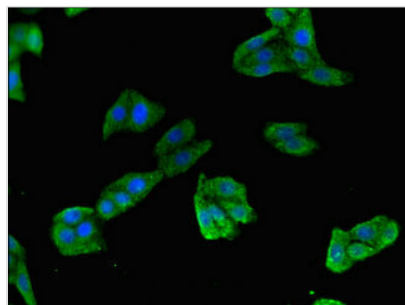
Goat polyclonal to rabbit IgG at 1/50000 dilution

Predicted band size: 98 kDa

Observed band size: 98 kDa



Immunohistochemistry of paraffin-embedded human colon cancer using CSB-PA023604LA01HU at dilution of 1:100



Immunofluorescent analysis of HepG2 cells using CSB-PA023604LA01HU at dilution of 1:100 and Alexa Fluor 488-conjugated AffiniPure Goat Anti-Rabbit IgG(H+L)