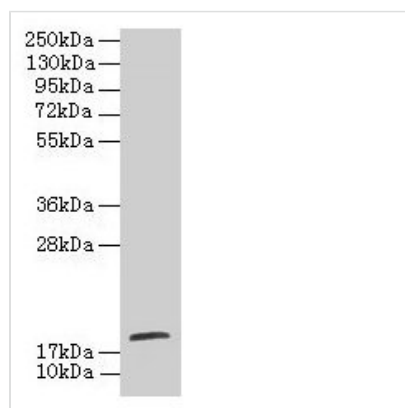




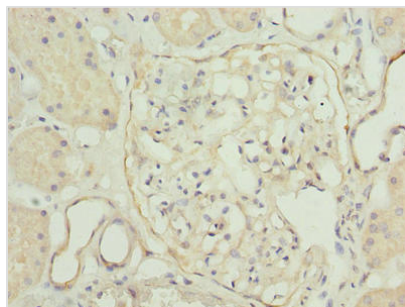
TPPP2 Antibody

Product Code	CSB-PA024116LA01HU
Storage	Upon receipt, store at -20°C or -80°C. Avoid repeated freeze.
Uniprot No.	P59282
Immunogen	Recombinant Human Tubulin polymerization-promoting protein family member 2 protein (1-170AA)
Raised In	Rabbit
Species Reactivity	Human
Tested Applications	ELISA, WB, IHC, IF; Recommended dilution: WB:1:500-1:2000, IHC:1:20-1:200, IF:1:50-1:200
Form	Liquid
Conjugate	Non-conjugated
Storage Buffer	Preservative: 0.03% Proclin 300 Constituents: 50% Glycerol, 0.01M PBS, PH 7.4
Purification Method	>95%, Protein G purified
Isotype	IgG
Clonality	Polyclonal
Alias	Tubulin polymerization-promoting protein family member 2 (Protein p25-beta) (TPPP/p18), TPPP2, C14orf8
Immunogen Species	Homo sapiens (Human)
Research Area	Cell Biology
Target Names	TPPP2

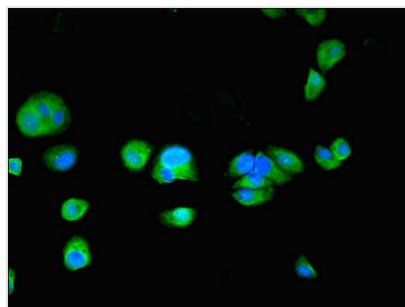
Image



Western blot
All lanes: TPPP2 antibody at 8µg/ml + HepG2 whole cell lysate
Secondary
Goat polyclonal to rabbit IgG at 1/10000 dilution
Predicted band size: 19 kDa
Observed band size: 19 kDa



Immunohistochemistry of paraffin-embedded human kidney tissue using CSB-PA024116LA01HU at dilution of 1:100



Immunofluorescent analysis of MCF-7 cells using CSB-PA024116LA01HU at dilution of 1:100 and Alexa Fluor 488-conjugated AffiniPure Goat Anti-Rabbit IgG(H+L)