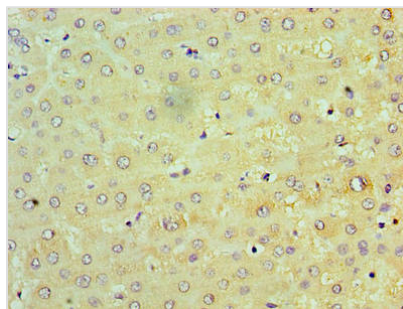




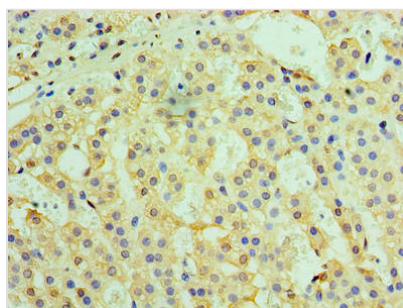
TRAF6 Antibody

Product Code	CSB-PA024154LA01HU
Storage	Upon receipt, store at -20°C or -80°C. Avoid repeated freeze.
Uniprot No.	Q9Y4K3
Immunogen	Recombinant Human TNF receptor-associated factor 6 protein (1-522AA)
Raised In	Rabbit
Species Reactivity	Human
Tested Applications	ELISA, IHC, IF; Recommended dilution: IHC:1:20-1:200, IF:1:50-1:500
Form	Liquid
Conjugate	Non-conjugated
Storage Buffer	Preservative: 0.03% Proclin 300 Constituents: 50% Glycerol, 0.01M PBS, PH 7.4
Purification Method	>95%, Protein G purified
Isotype	IgG
Clonality	Polyclonal
Alias	TNF receptor-associated factor 6 (EC 2.3.2.27) (E3 ubiquitin-protein ligase TRAF6) (Interleukin-1 signal transducer) (RING finger protein 85) (RING-type E3 ubiquitin transferase TRAF6), TRAF6, RNF85
Immunogen Species	Homo sapiens (Human)
Research Area	Cell Biology
Target Names	TRAF6

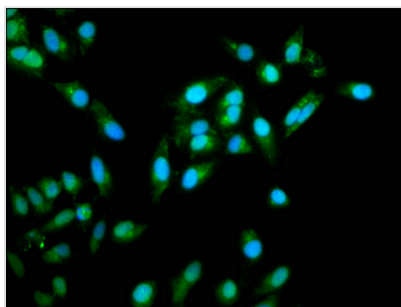
Image



Immunohistochemistry of paraffin-embedded human liver tissue using CSB-PA024154LA01HU at dilution of 1:100



Immunohistochemistry of paraffin-embedded human adrenal gland tissue using CSB-PA024154LA01HU at dilution of 1:100



Immunofluorescence staining of HeLa cells with CSB-PA024154LA01HU at 1:333, counter-stained with DAPI. The cells were fixed in 4% formaldehyde, permeabilized using 0.2% Triton X-100 and blocked in 10% normal Goat Serum. The cells were then incubated with the antibody overnight at 4°C. The secondary antibody was Alexa Fluor 488-conjugated AffiniPure Goat Anti-Rabbit IgG(H+L).